



APPENDIX A: SURVEYS KAWERAK COMMUNITY NEEDS ASSESSMENT

2016

Kawerak Head Start / Early Head Start/Child Care Partnership Programs

Surveys

This is an appendix to the Kawerak, Inc. 2016 Head Start (HS)/Early Head Start (EHS)/Childcare Partnership (CCP) Community Needs Assessment. This appendix contains the detailed survey information including copies of the survey questions and further detailed results. In the assessment process, surveys were conducted focusing on three major stakeholders of the Kawerak HS, EHS and CCP programs: (1) parents and families, (2) staff, and (3) community institutions. Each survey was anonymous, voluntary and utilized both online (via Survey Monkey) and paper/hard copy collection. Surveys were distributed by e-mail (Kawerak staff, Nome Announce group, and Norton Sound Education Workgroup group), Face Book (Nome Post group and Northwest Planning and Grants Development company page), Linked-In (Northwest Planning and Grants Development company page), web page (Northwest Planning and Grants Development company web page), and hard copy made available at each Head Start site/center. Please note the surveys do not represent random samples – rather voluntary participation solicited by public notice/request.

The surveys provided opportunities for parent/family member, staff and community level input. The survey data was share with staff for their perspectives and recommendations – note only group results were shared and no individual responses were disclosed to ensure confidentiality. The comments from survey participants are presented as stated – one should note that comments are subjective perceptions from participants and do not necessary reflect facts. Management and staff were able to clarify comments and some are noted in the presentation of the survey results.

The surveys were designed with the Kawerak program directors and addressed the guidelines by the federal Head Start – Early Childhood Learning and Knowledge Center for community assessments (https://eclkc.ohs.acf.hhs.gov/hslc/tta-system/operations/mang-sys/planning/manage_cop_00104_093005.html, access July 27, 2016). The surveys included the following areas:

- Opinions of stakeholders
- Prevalent community problems
- Knowledge of existing resources
- Accessibility of available resources
- Adequate service provision by existing resources
- Additional resources needed



Please completed by May 12, 2016

Parent Survey - Kawerak Head Start/Early Head Start/Childcare Partnership

We invite your input as parents and families in the Head Start/Early Head Start/Childcare Partnership programs operated with Kawerak. We are interested in learning about your thoughts and knowledge of early childhood education and childcare services in your community and in the Bering Strait region.

Parents & adult family members are eligible to be entered into a DRAWING for PRIZES -- optional entry information is at the end of the survey. To be eligible for the drawing, completed surveys must be submitted by MAY 12, 2016. The grand prize is an Alaska Airlines mileage ticket (up to 25,000 Alaska Airlines miles) donated by Kawerak.

This survey will help Kawerak improve programs and services with families. Your answers will be used only in total, and we will not be evaluating or disclosing individual responses. As such, please be as honest as possible - there are no right or wrong answers.

If you have any questions or comments, please feel free to contact our survey consultant Ukallaysaaq Tom Okleasik at ukallaysaaq@nwplanning.net or at (907) 301-4976. Quyaana/thank you for your input and participation.

1. Please select your community which Kawerak Head Start/Early Head Start/Childcare Partnership operates

- ☐ Nome
- ☐ Brevig Mission
- ☐ Elim
- ☐ Gambell
- ☐ Golovin
- ☐ Koyuk
- ☐ Shaktoolik
- ☐ Saint Michael
- ☐ Teller
- ☐ White Mountain
- ☐ Other (please specify)

NOTE:

You may also complete the survey online at

<https://www.surveymonkey.com/r/ParentHS2016>

Please return written surveys to:

Ukallaysaaq Tom Okleasik
Northwest Planning & Grants Dev.
PO Box 356
Nome, AK 99762

Or E-mail: ukallaysaaq@nwplanning.net

2. Select the programs your children or family members participate with Kawerak

- ☐ Head Start
- ☐ Early Head Start
- ☐ Early Head Start - Childcare Partnership
- ☐ Other (please specify)

3. Overall, how happy & satisfied are you as a parent or family member with Kawerak programs?

(You may skip a program if doesn't apply)

	Unhappy & unsatisfied		Ok		Most happy & satisfied
Head Start	<input type="radio"/>	<input type="radio"/>	<input type="radio"/>	<input type="radio"/>	<input type="radio"/>
Early Head Start	<input type="radio"/>	<input type="radio"/>	<input type="radio"/>	<input type="radio"/>	<input type="radio"/>
Early Head Start-Childcare Partnership	<input type="radio"/>	<input type="radio"/>	<input type="radio"/>	<input type="radio"/>	<input type="radio"/>



Parent Survey - Kawerak Head Start/Early Head Start/Childcare Partnership

In this first section, we'd like to learn more about some of your opinions as parents.

4. To what extent do you think that your children enjoy going to Head Start/Early Head Start/Childcare Partnership?

- ☐ Not at all
- ☐ A little bit
- ☐ Somewhat
- ☐ Quite a bit
- ☐ A tremendous amount

5. In the past year, how often have you or your family volunteered or helped out with Head Start/Early Head Start/Childcare Partnership programs?

- ☐ Almost never
- ☐ Once or twice
- ☐ Every few months
- ☐ Monthly
- ☐ Weekly or more

6. Which of the following would support your volunteering with Head Start/Early Head Start/Childcare Partnership programs?

	Not at all supportive				Ok				Best & most supportive		
Schedule of weekly volunteering time & tasks	<input type="radio"/>	<input type="radio"/>	<input type="radio"/>	<input type="radio"/>	<input type="radio"/>	<input type="radio"/>	<input type="radio"/>	<input type="radio"/>	<input type="radio"/>	<input type="radio"/>	
Volunteer sign-up sheet	<input type="radio"/>	<input type="radio"/>	<input type="radio"/>	<input type="radio"/>	<input type="radio"/>	<input type="radio"/>	<input type="radio"/>	<input type="radio"/>	<input type="radio"/>	<input type="radio"/>	
Facebook group for volunteering & photos	<input type="radio"/>	<input type="radio"/>	<input type="radio"/>	<input type="radio"/>	<input type="radio"/>	<input type="radio"/>	<input type="radio"/>	<input type="radio"/>	<input type="radio"/>	<input type="radio"/>	
Volunteer certificates to recognize	<input type="radio"/>	<input type="radio"/>	<input type="radio"/>	<input type="radio"/>	<input type="radio"/>	<input type="radio"/>	<input type="radio"/>	<input type="radio"/>	<input type="radio"/>	<input type="radio"/>	
Volunteer of the month recognition	<input type="radio"/>	<input type="radio"/>	<input type="radio"/>	<input type="radio"/>	<input type="radio"/>	<input type="radio"/>	<input type="radio"/>	<input type="radio"/>	<input type="radio"/>	<input type="radio"/>	
Training & orientation for volunteering	<input type="radio"/>	<input type="radio"/>	<input type="radio"/>	<input type="radio"/>	<input type="radio"/>	<input type="radio"/>	<input type="radio"/>	<input type="radio"/>	<input type="radio"/>	<input type="radio"/>	
Coach or mentor	<input type="radio"/>	<input type="radio"/>	<input type="radio"/>	<input type="radio"/>	<input type="radio"/>	<input type="radio"/>	<input type="radio"/>	<input type="radio"/>	<input type="radio"/>	<input type="radio"/>	
Online volunteer timesheet	<input type="radio"/>	<input type="radio"/>	<input type="radio"/>	<input type="radio"/>	<input type="radio"/>	<input type="radio"/>	<input type="radio"/>	<input type="radio"/>	<input type="radio"/>	<input type="radio"/>	

Other (please specify)

7. In your opinion, what educational difference does Head Start/Early Head Start/Childcare Partnership make with your children?

- ☐ Not at all
- ☐ A little bit
- ☐ Somewhat
- ☐ Quite a bit
- ☐ A tremendous amount

8. What impact or difference in your life has the Head Start/Early Head Start/Childcare Partnership programs made in the following activities with you as a parent or with your child?

	No impact at all	Slight impact	Somewhat of an impact	Quite an impact	Big impact
Meeting your children's learning needs	<input type="radio"/>	<input type="radio"/>	<input type="radio"/>	<input type="radio"/>	<input type="radio"/>
Readiness for school	<input type="radio"/>	<input type="radio"/>	<input type="radio"/>	<input type="radio"/>	<input type="radio"/>
Outreaching & providing information to parents & families	<input type="radio"/>	<input type="radio"/>	<input type="radio"/>	<input type="radio"/>	<input type="radio"/>
Supporting parents & families	<input type="radio"/>	<input type="radio"/>	<input type="radio"/>	<input type="radio"/>	<input type="radio"/>
Reflecting Native culture in child's education	<input type="radio"/>	<input type="radio"/>	<input type="radio"/>	<input type="radio"/>	<input type="radio"/>
Referring child for services	<input type="radio"/>	<input type="radio"/>	<input type="radio"/>	<input type="radio"/>	<input type="radio"/>

9. Do you have any comments about any of your answers to the questions in this section?



Parent Survey - Kawerak Head Start/Early Head Start/Childcare Partnership

In this section, we'd like to learn more about your perceptions of community problems

10. Rate the following community problems from highest impact to lowest

	Low impact			Medium impact				High impact		
Child abuse	<input type="radio"/>	<input type="radio"/>	<input type="radio"/>	<input type="radio"/>	<input type="radio"/>	<input type="radio"/>	<input type="radio"/>	<input type="radio"/>	<input type="radio"/>	<input type="radio"/>
Spouse or partner abuse	<input type="radio"/>	<input type="radio"/>	<input type="radio"/>	<input type="radio"/>	<input type="radio"/>	<input type="radio"/>	<input type="radio"/>	<input type="radio"/>	<input type="radio"/>	<input type="radio"/>
Alcohol abuse	<input type="radio"/>	<input type="radio"/>	<input type="radio"/>	<input type="radio"/>	<input type="radio"/>	<input type="radio"/>	<input type="radio"/>	<input type="radio"/>	<input type="radio"/>	<input type="radio"/>
Drug abuse	<input type="radio"/>	<input type="radio"/>	<input type="radio"/>	<input type="radio"/>	<input type="radio"/>	<input type="radio"/>	<input type="radio"/>	<input type="radio"/>	<input type="radio"/>	<input type="radio"/>
Inadequate housing	<input type="radio"/>	<input type="radio"/>	<input type="radio"/>	<input type="radio"/>	<input type="radio"/>	<input type="radio"/>	<input type="radio"/>	<input type="radio"/>	<input type="radio"/>	<input type="radio"/>
High cost of living	<input type="radio"/>	<input type="radio"/>	<input type="radio"/>	<input type="radio"/>	<input type="radio"/>	<input type="radio"/>	<input type="radio"/>	<input type="radio"/>	<input type="radio"/>	<input type="radio"/>
Unemployment	<input type="radio"/>	<input type="radio"/>	<input type="radio"/>	<input type="radio"/>	<input type="radio"/>	<input type="radio"/>	<input type="radio"/>	<input type="radio"/>	<input type="radio"/>	<input type="radio"/>
Loss of culture and language	<input type="radio"/>	<input type="radio"/>	<input type="radio"/>	<input type="radio"/>	<input type="radio"/>	<input type="radio"/>	<input type="radio"/>	<input type="radio"/>	<input type="radio"/>	<input type="radio"/>
Poor health and issues	<input type="radio"/>	<input type="radio"/>	<input type="radio"/>	<input type="radio"/>	<input type="radio"/>	<input type="radio"/>	<input type="radio"/>	<input type="radio"/>	<input type="radio"/>	<input type="radio"/>
Insufficient infrastructure	<input type="radio"/>	<input type="radio"/>	<input type="radio"/>	<input type="radio"/>	<input type="radio"/>	<input type="radio"/>	<input type="radio"/>	<input type="radio"/>	<input type="radio"/>	<input type="radio"/>
Infant mortality	<input type="radio"/>	<input type="radio"/>	<input type="radio"/>	<input type="radio"/>	<input type="radio"/>	<input type="radio"/>	<input type="radio"/>	<input type="radio"/>	<input type="radio"/>	<input type="radio"/>

11. How well do Head Start/Early Head Start/Childcare Partnership teachers and staff address community problems with your children and parents/families?

- ☐ Not well at all
- ☐ Mildly well
- ☐ Fairly well
- ☐ Quite well
- ☐ Extremely well

12. How regularly do community problems affect early childhood education and child care programs?

- ☐ Almost never
- ☐ Once in a while
- ☐ Sometimes
- ☐ Frequently
- ☐ Almost all the time

13. Do you have any comments about any of your answers to the questions in this section?



Parent Survey - Kawerak Head Start/Early Head Start/Childcare Partnership

In this section, we'd like to learn more about your perceptions of early childhood education and child care resources

14. How **knowledgeable** are you of the following resources in your community?

	Not knowledgeable	Generally knowledgeable	Very knowledgeable	N/A
Head Start education (3-5 years)	<input type="radio"/>	<input type="radio"/>	<input type="radio"/>	<input type="radio"/>
Early Head Start (birth to 3 years)	<input type="radio"/>	<input type="radio"/>	<input type="radio"/>	<input type="radio"/>
Early Head Start-Child Care Partnership	<input type="radio"/>	<input type="radio"/>	<input type="radio"/>	<input type="radio"/>
Child care subsidy/payment program	<input type="radio"/>	<input type="radio"/>	<input type="radio"/>	<input type="radio"/>
Native language nests (birth to 7 years)	<input type="radio"/>	<input type="radio"/>	<input type="radio"/>	<input type="radio"/>
Well child exams	<input type="radio"/>	<input type="radio"/>	<input type="radio"/>	<input type="radio"/>
General healthcare	<input type="radio"/>	<input type="radio"/>	<input type="radio"/>	<input type="radio"/>
Behavioral and mental health care	<input type="radio"/>	<input type="radio"/>	<input type="radio"/>	<input type="radio"/>
Language immersion education (Pre-K-1)	<input type="radio"/>	<input type="radio"/>	<input type="radio"/>	<input type="radio"/>
Child care services	<input type="radio"/>	<input type="radio"/>	<input type="radio"/>	<input type="radio"/>
Free school meals (breakfast & lunch)	<input type="radio"/>	<input type="radio"/>	<input type="radio"/>	<input type="radio"/>

15. In your opinion, how **accessible & available** are the following resources to you as a parent or family member?

	Not accessible & available	Generally accessible & available	Very accessible & available	N/A
Head Start education (3-5 years)	<input type="radio"/>	<input type="radio"/>	<input type="radio"/>	<input type="radio"/>
Early Head Start (birth to 3 years)	<input type="radio"/>	<input type="radio"/>	<input type="radio"/>	<input type="radio"/>
Early Head Start-Child Care Partnership	<input type="radio"/>	<input type="radio"/>	<input type="radio"/>	<input type="radio"/>
Child care subsidy/payment program	<input type="radio"/>	<input type="radio"/>	<input type="radio"/>	<input type="radio"/>
Native language nests (birth to 7 years)	<input type="radio"/>	<input type="radio"/>	<input type="radio"/>	<input type="radio"/>
Well child exams	<input type="radio"/>	<input type="radio"/>	<input type="radio"/>	<input type="radio"/>
General healthcare	<input type="radio"/>	<input type="radio"/>	<input type="radio"/>	<input type="radio"/>
Behavioral and mental health care	<input type="radio"/>	<input type="radio"/>	<input type="radio"/>	<input type="radio"/>
Language immersion education (Pre-K-1)	<input type="radio"/>	<input type="radio"/>	<input type="radio"/>	<input type="radio"/>
Child care services	<input type="radio"/>	<input type="radio"/>	<input type="radio"/>	<input type="radio"/>
Free school meals (breakfast & lunch)	<input type="radio"/>	<input type="radio"/>	<input type="radio"/>	<input type="radio"/>

16. In your opinion, how **adequate** are the following resources in your community?

	Not adequate or enough	Generally adequate or enough	Very adequate or enough	N/A
Head Start education (3-5 years)	<input type="radio"/>	<input type="radio"/>	<input type="radio"/>	<input type="radio"/>
Early Head Start (birth to 3 years)	<input type="radio"/>	<input type="radio"/>	<input type="radio"/>	<input type="radio"/>
Early Head Start-Child Care Partnership	<input type="radio"/>	<input type="radio"/>	<input type="radio"/>	<input type="radio"/>
Child care subsidy/payment program	<input type="radio"/>	<input type="radio"/>	<input type="radio"/>	<input type="radio"/>
Native language nests (birth to 7 years)	<input type="radio"/>	<input type="radio"/>	<input type="radio"/>	<input type="radio"/>
Well child exams	<input type="radio"/>	<input type="radio"/>	<input type="radio"/>	<input type="radio"/>
General healthcare	<input type="radio"/>	<input type="radio"/>	<input type="radio"/>	<input type="radio"/>
Behavioral and mental health care	<input type="radio"/>	<input type="radio"/>	<input type="radio"/>	<input type="radio"/>
Language immersion education (Pre-K-1)	<input type="radio"/>	<input type="radio"/>	<input type="radio"/>	<input type="radio"/>
Child care services	<input type="radio"/>	<input type="radio"/>	<input type="radio"/>	<input type="radio"/>
Free school meals (breakfast & lunch)	<input type="radio"/>	<input type="radio"/>	<input type="radio"/>	<input type="radio"/>

17. Do you have any comments about any of your answers to the questions in this section?



Parent Survey - Kawerak Head Start/Early Head Start/Childcare Partnership










We would like to know more about improvements and programs you might like or want in the future.

18. What resources are most **needed** in your community for early childhood education?

	Not needed					Ok					Most needed
More teachers	<input type="radio"/>	<input type="radio"/>	<input type="radio"/>	<input type="radio"/>	<input type="radio"/>	<input type="radio"/>	<input type="radio"/>	<input type="radio"/>	<input type="radio"/>	<input type="radio"/>	<input type="radio"/>
More childcare providers	<input type="radio"/>	<input type="radio"/>	<input type="radio"/>	<input type="radio"/>	<input type="radio"/>	<input type="radio"/>	<input type="radio"/>	<input type="radio"/>	<input type="radio"/>	<input type="radio"/>	<input type="radio"/>
More year round (12 months) Head Start & Early Head Start services	<input type="radio"/>	<input type="radio"/>	<input type="radio"/>	<input type="radio"/>	<input type="radio"/>	<input type="radio"/>	<input type="radio"/>	<input type="radio"/>	<input type="radio"/>	<input type="radio"/>	<input type="radio"/>
More full day (8 am - 5 pm) Head Start & Early services	<input type="radio"/>	<input type="radio"/>	<input type="radio"/>	<input type="radio"/>	<input type="radio"/>	<input type="radio"/>	<input type="radio"/>	<input type="radio"/>	<input type="radio"/>	<input type="radio"/>	<input type="radio"/>
More parent training and support	<input type="radio"/>	<input type="radio"/>	<input type="radio"/>	<input type="radio"/>	<input type="radio"/>	<input type="radio"/>	<input type="radio"/>	<input type="radio"/>	<input type="radio"/>	<input type="radio"/>	<input type="radio"/>
More culture and language	<input type="radio"/>	<input type="radio"/>	<input type="radio"/>	<input type="radio"/>	<input type="radio"/>	<input type="radio"/>	<input type="radio"/>	<input type="radio"/>	<input type="radio"/>	<input type="radio"/>	<input type="radio"/>
More space facilities	<input type="radio"/>	<input type="radio"/>	<input type="radio"/>	<input type="radio"/>	<input type="radio"/>	<input type="radio"/>	<input type="radio"/>	<input type="radio"/>	<input type="radio"/>	<input type="radio"/>	<input type="radio"/>
More community/family activities	<input type="radio"/>	<input type="radio"/>	<input type="radio"/>	<input type="radio"/>	<input type="radio"/>	<input type="radio"/>	<input type="radio"/>	<input type="radio"/>	<input type="radio"/>	<input type="radio"/>	<input type="radio"/>
More home visiting for birth to 3 years	<input type="radio"/>	<input type="radio"/>	<input type="radio"/>	<input type="radio"/>	<input type="radio"/>	<input type="radio"/>	<input type="radio"/>	<input type="radio"/>	<input type="radio"/>	<input type="radio"/>	<input type="radio"/>
More home visiting for 4-5 years	<input type="radio"/>	<input type="radio"/>	<input type="radio"/>	<input type="radio"/>	<input type="radio"/>	<input type="radio"/>	<input type="radio"/>	<input type="radio"/>	<input type="radio"/>	<input type="radio"/>	<input type="radio"/>
Other	<input type="radio"/>	<input type="radio"/>	<input type="radio"/>	<input type="radio"/>	<input type="radio"/>	<input type="radio"/>	<input type="radio"/>	<input type="radio"/>	<input type="radio"/>	<input type="radio"/>	<input type="radio"/>

Other (please specify)

19. Please rank & prioritize from highest (#1) to lowest for future program development

	<input type="text"/>	Transportation to/from center
	<input type="text"/>	Culture & language
	<input type="text"/>	Full day (8 am to 5 pm) program or childcare
	<input type="text"/>	Year round (12 months) program
	<input type="text"/>	Home visiting
	<input type="text"/>	Family counseling and support
	<input type="text"/>	Holidays-school break activities with young children
	<input type="text"/>	Renovation or new facilities
	<input type="text"/>	Language immersion

20. Please rank the childcare options that best fit you & your community from best (#1) to least if they were available

	<input type="text"/>	In home/family childcare services
	<input type="text"/>	Out of home (at a childcare-babysitter home)
	<input type="text"/>	Childcare center based
	<input type="text"/>	Licensing options with childcare services
	<input type="text"/>	School based
	<input type="text"/>	Childcare group home
	<input type="text"/>	Blended or partnership of childcare and Head Start

21. Do you have any other comments, questions, or concerns?

22. Optional Entry for Drawing

Include your Name and Contact Phone Number for entry to the drawing (will be confidential)

Prizes have been donated by regional businesses

Name (please print clearly for entry): _____

Contact phone number: _____

Quyaana / Thank You for Completing a Parent/Family Survey!

Please return written surveys to:

Ukallaysaaq Tom Okleasik, Survey Consultant

Northwest Planning & Grants Development

PO Box 356

Nome, AK 99762

Or

E-mail: ukallaysaaq@nwplanning.net



Please complete by Friday, May 6, 2016

Staff Survey Kawerak Head Start/Early Head Start/Child Care Partnership

You are invited to share your input as Head Start/Early Head Start/Child Care Partnership staff. Your thoughts and input will be gathered with this survey to help update the regional program assessment. We are interested in learning about your perspectives (especially as the "eyes and ears" in the centers, classrooms and communities) of Kawerak Head Start/Early Head Start/Child Care Partnership services in the Bering Strait Region.

**When answering these questions, please consider your role in the program as staff - teachers, cooks, aides, specialists, and office/support positions.
The deadline for completion is FRIDAY, MAY 6, 2016.**

This survey will help Kawerak assess and improve early childhood education and childcare services. Your answers will be used only in total, and we will not be evaluating or disclosing individual responses -- all will be collected by the consultant as a 3rd party. As such, please be as honest as possible - there are no right or wrong answers.

**If you have any questions or comments, please feel free to contact our survey consultant Ukallaysaaq Tom Okleasik at ukallaysaaq@nwplanning.net or (907) 301-4976.
Quyaana/thank you for your input and participation.**

1. Please select the community-center you work in.

☐ Brevig Mission

☐ Elim

☐ Gambell

☐ Golovin

☐ Koyuk

☐ Shaktoolik

☐ Shishmaref

☐ St. Michael

☐ Teller

☐ White Mountain

☐ Nome center

☐ Regional or all Head Start centers

NOTE:

You may also complete the survey online at
<https://www.surveymonkey.com/r/staffHS2016>

Please return written surveys to:
Ukallaysaaq Tom Okleasik
PO Box 356 / Nome, AK 99762
E-mail: ukallaysaaq@nwplanning.net



Staff Survey Kawerak Head Start/Early Head Start/Child Care Partnership

In this first section, we'd like to learn more about some of your perspectives, opinions and attitudes.

2. To what extent do you think that children enjoy going to your Head Start/Early Head Start/Childcare center?

- ☐ Not at all
☐ A little bit
☐ Somewhat
☐ Quite a bit
☐ A tremendous amount

3. Considering CDA-AA-BA (college education) job requirements, how can Kawerak best help you meet education and training goals?

	Not at all supportive	Ok	Helpful	Best & most supportive
Summer intensive classes	<input type="radio"/>	<input type="radio"/>	<input type="radio"/>	<input type="radio"/>
Part-time college courses with UAF distance delivery	<input type="radio"/>	<input type="radio"/>	<input type="radio"/>	<input type="radio"/>
Weekend courses	<input type="radio"/>	<input type="radio"/>	<input type="radio"/>	<input type="radio"/>
Week intensive workshops 3-4 times per year	<input type="radio"/>	<input type="radio"/>	<input type="radio"/>	<input type="radio"/>
Online courses	<input type="radio"/>	<input type="radio"/>	<input type="radio"/>	<input type="radio"/>
Self-paced or independent classes	<input type="radio"/>	<input type="radio"/>	<input type="radio"/>	<input type="radio"/>
1-hour class weekly for 6-8 weeks	<input type="radio"/>	<input type="radio"/>	<input type="radio"/>	<input type="radio"/>
Bi-monthly workshops	<input type="radio"/>	<input type="radio"/>	<input type="radio"/>	<input type="radio"/>

Other (please specify)

4. How can Kawerak best support and engage staff to complete educational goals successfully?

	Not at all supportive	Ok	Helpful	Best & most supportive
2 hours per week paid time for classes & course work	<input type="radio"/>	<input type="radio"/>	<input type="radio"/>	<input type="radio"/>
Considered for merit increase based upon position and completing certificate/degree	<input type="radio"/>	<input type="radio"/>	<input type="radio"/>	<input type="radio"/>
Tutoring	<input type="radio"/>	<input type="radio"/>	<input type="radio"/>	<input type="radio"/>
Mentor and coach	<input type="radio"/>	<input type="radio"/>	<input type="radio"/>	<input type="radio"/>
Plan with schedule to complete certificate or degree	<input type="radio"/>	<input type="radio"/>	<input type="radio"/>	<input type="radio"/>
Cohort/peer group	<input type="radio"/>	<input type="radio"/>	<input type="radio"/>	<input type="radio"/>
Additional employee health& wellness (EHW) days - paid time off after complete education/training goal	<input type="radio"/>	<input type="radio"/>	<input type="radio"/>	<input type="radio"/>

5. How would you rate the following work environment factors?

	Not at all supportive	Ok but needs improvement	Good	Best & most supportive	N/A
Communications at work	<input type="radio"/>	<input type="radio"/>	<input type="radio"/>	<input type="radio"/>	<input type="radio"/>
Direction and job support	<input type="radio"/>	<input type="radio"/>	<input type="radio"/>	<input type="radio"/>	<input type="radio"/>
Supervisor availability, communication & support	<input type="radio"/>	<input type="radio"/>	<input type="radio"/>	<input type="radio"/>	<input type="radio"/>
Head Start management availability, communication & support based in Nome	<input type="radio"/>	<input type="radio"/>	<input type="radio"/>	<input type="radio"/>	<input type="radio"/>
Kawerak organization availability, communication & support	<input type="radio"/>	<input type="radio"/>	<input type="radio"/>	<input type="radio"/>	<input type="radio"/>
Co-worker teamwork	<input type="radio"/>	<input type="radio"/>	<input type="radio"/>	<input type="radio"/>	<input type="radio"/>
Teamwork among Head Start and school-certified teachers	<input type="radio"/>	<input type="radio"/>	<input type="radio"/>	<input type="radio"/>	<input type="radio"/>

6. How would you rank the following Kawerak compensation and benefits?

	Needs the most improvement					Ok					Excellent	N/A
Wages & rate of pay	<input type="radio"/>	<input type="radio"/>	<input type="radio"/>	<input type="radio"/>	<input type="radio"/>	<input type="radio"/>	<input type="radio"/>	<input type="radio"/>	<input type="radio"/>	<input type="radio"/>	<input type="radio"/>	<input type="radio"/>
Benefits	<input type="radio"/>	<input type="radio"/>	<input type="radio"/>	<input type="radio"/>	<input type="radio"/>	<input type="radio"/>	<input type="radio"/>	<input type="radio"/>	<input type="radio"/>	<input type="radio"/>	<input type="radio"/>	<input type="radio"/>
Career advancement or job promotion opportunities	<input type="radio"/>	<input type="radio"/>	<input type="radio"/>	<input type="radio"/>	<input type="radio"/>	<input type="radio"/>	<input type="radio"/>	<input type="radio"/>	<input type="radio"/>	<input type="radio"/>	<input type="radio"/>	<input type="radio"/>
Education and job training	<input type="radio"/>	<input type="radio"/>	<input type="radio"/>	<input type="radio"/>	<input type="radio"/>	<input type="radio"/>	<input type="radio"/>	<input type="radio"/>	<input type="radio"/>	<input type="radio"/>	<input type="radio"/>	<input type="radio"/>
Personal & subsistence leave	<input type="radio"/>	<input type="radio"/>	<input type="radio"/>	<input type="radio"/>	<input type="radio"/>	<input type="radio"/>	<input type="radio"/>	<input type="radio"/>	<input type="radio"/>	<input type="radio"/>	<input type="radio"/>	<input type="radio"/>
Cost of living pay increases	<input type="radio"/>	<input type="radio"/>	<input type="radio"/>	<input type="radio"/>	<input type="radio"/>	<input type="radio"/>	<input type="radio"/>	<input type="radio"/>	<input type="radio"/>	<input type="radio"/>	<input type="radio"/>	<input type="radio"/>

7. Do you have any comments about any of your answers to the questions in this section?



Staff Survey Kawerak Head Start/Early Head Start/Child Care Partnership

In this section, we'd like to learn more about your perceptions of community problems

8. Rate the following community problems from highest impact to lowest

	Low impact				Medium impact					High impact
Child abuse	<input type="radio"/>	<input type="radio"/>	<input type="radio"/>	<input type="radio"/>	<input type="radio"/>	<input type="radio"/>	<input type="radio"/>	<input type="radio"/>	<input type="radio"/>	<input type="radio"/>
Spouse or partner abuse	<input type="radio"/>	<input type="radio"/>	<input type="radio"/>	<input type="radio"/>	<input type="radio"/>	<input type="radio"/>	<input type="radio"/>	<input type="radio"/>	<input type="radio"/>	<input type="radio"/>
Alcohol abuse	<input type="radio"/>	<input type="radio"/>	<input type="radio"/>	<input type="radio"/>	<input type="radio"/>	<input type="radio"/>	<input type="radio"/>	<input type="radio"/>	<input type="radio"/>	<input type="radio"/>
Drug abuse	<input type="radio"/>	<input type="radio"/>	<input type="radio"/>	<input type="radio"/>	<input type="radio"/>	<input type="radio"/>	<input type="radio"/>	<input type="radio"/>	<input type="radio"/>	<input type="radio"/>
Inadequate housing	<input type="radio"/>	<input type="radio"/>	<input type="radio"/>	<input type="radio"/>	<input type="radio"/>	<input type="radio"/>	<input type="radio"/>	<input type="radio"/>	<input type="radio"/>	<input type="radio"/>
High cost of living	<input type="radio"/>	<input type="radio"/>	<input type="radio"/>	<input type="radio"/>	<input type="radio"/>	<input type="radio"/>	<input type="radio"/>	<input type="radio"/>	<input type="radio"/>	<input type="radio"/>
Unemployment	<input type="radio"/>	<input type="radio"/>	<input type="radio"/>	<input type="radio"/>	<input type="radio"/>	<input type="radio"/>	<input type="radio"/>	<input type="radio"/>	<input type="radio"/>	<input type="radio"/>
Loss of culture and language	<input type="radio"/>	<input type="radio"/>	<input type="radio"/>	<input type="radio"/>	<input type="radio"/>	<input type="radio"/>	<input type="radio"/>	<input type="radio"/>	<input type="radio"/>	<input type="radio"/>
Poor health and issues	<input type="radio"/>	<input type="radio"/>	<input type="radio"/>	<input type="radio"/>	<input type="radio"/>	<input type="radio"/>	<input type="radio"/>	<input type="radio"/>	<input type="radio"/>	<input type="radio"/>
Insufficient infrastructure	<input type="radio"/>	<input type="radio"/>	<input type="radio"/>	<input type="radio"/>	<input type="radio"/>	<input type="radio"/>	<input type="radio"/>	<input type="radio"/>	<input type="radio"/>	<input type="radio"/>
Infant mortality	<input type="radio"/>	<input type="radio"/>	<input type="radio"/>	<input type="radio"/>	<input type="radio"/>	<input type="radio"/>	<input type="radio"/>	<input type="radio"/>	<input type="radio"/>	<input type="radio"/>

9. How well do Head Start/Early Head Start/Childcare Partnership teachers and staff address community problems with children and parents/families?

- ☐ Not well at all
- ☐ Mildly well
- ☐ Fairly well
- ☐ Quite well
- ☐ Extremely well

10. How regularly do community problems affect early childhood education and child care programs?

- ☐ Almost never
- ☐ Once in a while
- ☐ Sometimes
- ☐ Frequently
- ☐ Almost all the time

11. Do you have any comments about any of your answers to the questions in this section?



Staff Survey Kawerak Head Start/Early Head Start/Child Care Partnership

In this section, we'd like to learn more about your perceptions of early childhood education and child care resources

12. How **knowledgeable** are you of the following resources in your community?

	Not knowledgeable	Generally knowledgeable	Very knowledgeable	N/A
Head Start (3-5 years)	<input type="radio"/>	<input type="radio"/>	<input type="radio"/>	<input type="radio"/>
Early Head Start (birth to 3 years)	<input type="radio"/>	<input type="radio"/>	<input type="radio"/>	<input type="radio"/>
Early Head Start-Child Care Partnership	<input type="radio"/>	<input type="radio"/>	<input type="radio"/>	<input type="radio"/>
Child care subsidy/payment program	<input type="radio"/>	<input type="radio"/>	<input type="radio"/>	<input type="radio"/>
Native language nests (birth to 7 years)	<input type="radio"/>	<input type="radio"/>	<input type="radio"/>	<input type="radio"/>
Well child exams	<input type="radio"/>	<input type="radio"/>	<input type="radio"/>	<input type="radio"/>
General healthcare	<input type="radio"/>	<input type="radio"/>	<input type="radio"/>	<input type="radio"/>
Behavioral and mental health care	<input type="radio"/>	<input type="radio"/>	<input type="radio"/>	<input type="radio"/>
Language immersion education (Pre-K-1)	<input type="radio"/>	<input type="radio"/>	<input type="radio"/>	<input type="radio"/>
Child care services	<input type="radio"/>	<input type="radio"/>	<input type="radio"/>	<input type="radio"/>
Free school meals (breakfast & lunch)	<input type="radio"/>	<input type="radio"/>	<input type="radio"/>	<input type="radio"/>

13. In your opinion, how **accessible & available** are the following resources in your community?

	Not accessible & available	Generally accessible & available	Very accessible & available	N/A
Head Start (3-5 years)	<input type="radio"/>	<input type="radio"/>	<input type="radio"/>	<input type="radio"/>
Early Head Start (birth to 3 years)	<input type="radio"/>	<input type="radio"/>	<input type="radio"/>	<input type="radio"/>
Early Head Start-Child Care Partnership	<input type="radio"/>	<input type="radio"/>	<input type="radio"/>	<input type="radio"/>
Child care subsidy/payment program	<input type="radio"/>	<input type="radio"/>	<input type="radio"/>	<input type="radio"/>
Native language nests (birth to 7 years)	<input type="radio"/>	<input type="radio"/>	<input type="radio"/>	<input type="radio"/>
Well child exams	<input type="radio"/>	<input type="radio"/>	<input type="radio"/>	<input type="radio"/>
General healthcare	<input type="radio"/>	<input type="radio"/>	<input type="radio"/>	<input type="radio"/>
Behavioral and mental health care	<input type="radio"/>	<input type="radio"/>	<input type="radio"/>	<input type="radio"/>
Language immersion education (Pre-K-1)	<input type="radio"/>	<input type="radio"/>	<input type="radio"/>	<input type="radio"/>
Child care services	<input type="radio"/>	<input type="radio"/>	<input type="radio"/>	<input type="radio"/>
Free school meals (breakfast & lunch)	<input type="radio"/>	<input type="radio"/>	<input type="radio"/>	<input type="radio"/>

14. In your opinion, how **adequate** are the following resources in your community?

	Not adequate or enough	Generally adequate or enough	Very adequate or enough	N/A
Head Start (3-5 years)	<input type="radio"/>	<input type="radio"/>	<input type="radio"/>	<input type="radio"/>
Early Head Start (birth to 3 years)	<input type="radio"/>	<input type="radio"/>	<input type="radio"/>	<input type="radio"/>
Early Head Start-Child Care Partnership	<input type="radio"/>	<input type="radio"/>	<input type="radio"/>	<input type="radio"/>
Child care subsidy/payment program	<input type="radio"/>	<input type="radio"/>	<input type="radio"/>	<input type="radio"/>
Native language nests (birth to 7 years)	<input type="radio"/>	<input type="radio"/>	<input type="radio"/>	<input type="radio"/>
Well child exams	<input type="radio"/>	<input type="radio"/>	<input type="radio"/>	<input type="radio"/>
General healthcare	<input type="radio"/>	<input type="radio"/>	<input type="radio"/>	<input type="radio"/>
Behavioral and mental health care	<input type="radio"/>	<input type="radio"/>	<input type="radio"/>	<input type="radio"/>
Language immersion education (Pre-K-1)	<input type="radio"/>	<input type="radio"/>	<input type="radio"/>	<input type="radio"/>
Child care services	<input type="radio"/>	<input type="radio"/>	<input type="radio"/>	<input type="radio"/>
Free school meals (breakfast & lunch)	<input type="radio"/>	<input type="radio"/>	<input type="radio"/>	<input type="radio"/>

15. What resources are most **needed** in your community for early childhood education?

	Not needed				Ok					Most needed
More teachers	<input type="radio"/>	<input type="radio"/>	<input type="radio"/>	<input type="radio"/>	<input type="radio"/>	<input type="radio"/>	<input type="radio"/>	<input type="radio"/>	<input type="radio"/>	<input type="radio"/>
More year round (12 months) Head Start & Early Head Start services	<input type="radio"/>	<input type="radio"/>	<input type="radio"/>	<input type="radio"/>	<input type="radio"/>	<input type="radio"/>	<input type="radio"/>	<input type="radio"/>	<input type="radio"/>	<input type="radio"/>
More full day (8 am - 5 pm) Head Start & Early services	<input type="radio"/>	<input type="radio"/>	<input type="radio"/>	<input type="radio"/>	<input type="radio"/>	<input type="radio"/>	<input type="radio"/>	<input type="radio"/>	<input type="radio"/>	<input type="radio"/>
More parent training and support	<input type="radio"/>	<input type="radio"/>	<input type="radio"/>	<input type="radio"/>	<input type="radio"/>	<input type="radio"/>	<input type="radio"/>	<input type="radio"/>	<input type="radio"/>	<input type="radio"/>
More culture and language	<input type="radio"/>	<input type="radio"/>	<input type="radio"/>	<input type="radio"/>	<input type="radio"/>	<input type="radio"/>	<input type="radio"/>	<input type="radio"/>	<input type="radio"/>	<input type="radio"/>
More space facilities	<input type="radio"/>	<input type="radio"/>	<input type="radio"/>	<input type="radio"/>	<input type="radio"/>	<input type="radio"/>	<input type="radio"/>	<input type="radio"/>	<input type="radio"/>	<input type="radio"/>
More community/family activities	<input type="radio"/>	<input type="radio"/>	<input type="radio"/>	<input type="radio"/>	<input type="radio"/>	<input type="radio"/>	<input type="radio"/>	<input type="radio"/>	<input type="radio"/>	<input type="radio"/>
More community involvement in education	<input type="radio"/>	<input type="radio"/>	<input type="radio"/>	<input type="radio"/>	<input type="radio"/>	<input type="radio"/>	<input type="radio"/>	<input type="radio"/>	<input type="radio"/>	<input type="radio"/>
More program and agency coordination	<input type="radio"/>	<input type="radio"/>	<input type="radio"/>	<input type="radio"/>	<input type="radio"/>	<input type="radio"/>	<input type="radio"/>	<input type="radio"/>	<input type="radio"/>	<input type="radio"/>
More home visiting for birth to 3 years	<input type="radio"/>	<input type="radio"/>	<input type="radio"/>	<input type="radio"/>	<input type="radio"/>	<input type="radio"/>	<input type="radio"/>	<input type="radio"/>	<input type="radio"/>	<input type="radio"/>
More home visiting for 4-5 years	<input type="radio"/>	<input type="radio"/>	<input type="radio"/>	<input type="radio"/>	<input type="radio"/>	<input type="radio"/>	<input type="radio"/>	<input type="radio"/>	<input type="radio"/>	<input type="radio"/>
Other	<input type="radio"/>	<input type="radio"/>	<input type="radio"/>	<input type="radio"/>	<input type="radio"/>	<input type="radio"/>	<input type="radio"/>	<input type="radio"/>	<input type="radio"/>	<input type="radio"/>

Other (please specify)

16. Do you have any comments about any of your answers to the questions in this section?



Staff Survey Kawerak Head Start/Early Head Start/Child Care Partnership

We would like to know more of your suggestions and recommendations for improvement

17. How would you prioritize the following future expansion of Head Start/Early Head Start services?
#1 the highest priority

<input type="checkbox"/>	<input type="checkbox"/>	Full day (8 am to 5 pm) program
<input type="checkbox"/>	<input type="checkbox"/>	Year round program (12 months)
<input type="checkbox"/>	<input type="checkbox"/>	Home based services
<input type="checkbox"/>	<input type="checkbox"/>	Language & culture curriculum implementation
<input type="checkbox"/>	<input type="checkbox"/>	Language immersion approach
<input type="checkbox"/>	<input type="checkbox"/>	Renovation or new facilities
<input type="checkbox"/>	<input type="checkbox"/>	Transportation to/from center
<input type="checkbox"/>	<input type="checkbox"/>	Family counseling and support
<input type="checkbox"/>	<input type="checkbox"/>	Holiday-school break activities with young children

18. Comments on priorities or future expansion of Head Start/Early Head Start

19. How would you prioritize the future expansion of childcare services?

#1 the highest priority

	<input type="text" value="1"/>	In home/family childcare services
	<input type="text" value="2"/>	Out of home (at a childcare-babysitter home)
	<input type="text" value="3"/>	Childcare center based
	<input type="text" value="4"/>	School based
	<input type="text" value="5"/>	Licensing options with childcare services
	<input type="text" value="6"/>	Childcare group home
	<input type="text" value="7"/>	Blended or partnership of childcare and Head Start

20. Comments on priorities or future expansion of Childcare services

21. Do you have other suggestions for improvement or comments?

Quyaana / Thank You for Completing a Staff Survey

Please return written surveys to:
Ukallaysaaq Tom Okleasik
PO Box 356
Nome, AK 99762
Or
E-mail: ukallaysaaq@nwplanning.net



Community & Tribal Organization Survey

In this survey, we are gathering input from organizations - both community and tribal (please note there are two other surveys for parents and Head Start/Early Head Start staff). We are interested in learning about partner, business and program perspectives (thoughts, opinions, and knowledge) of Kawerak Head Start/Early Head Start education and childcare services in the Bering Strait Region.

When answering these questions, please consider your role as a resource agency, village partner and/or community institution.

This survey will help Kawerak assess and improve early childhood education and childcare services. Your answers will be used only in aggregate, and we will not be evaluating or disclosing individual responses. As such, please be as honest as possible - there are no right or wrong answers.

If you have any questions or comments, please feel free to contact our survey consultant Ukallaysaaq Tom Okleasik at ukallaysaaq@nwplanning.net. Quyaana/thank you for your input and participation.

1. Please write your community you live and work in.



Community & Tribal Organization Survey

In this first section, we'd like to learn more about some of your roles, opinions and attitudes as well as some of the activities that you do as organization, program, tribal council member and/or community institution.

2. What is your role (please select one that best fits)?

- ☐ Board member, tribal council or city council member
- ☐ Healthcare provider or staff
- ☐ Teacher or education staff (pre-K-12-postsecondary)
- ☐ Childcare specialist, staff or provider
- ☐ Nonprofit or community organization staff
- ☐ For profit business or corporation
- ☐ State agency
- ☐ Federal agency
- ☐ Other

Other (please specify)

3. How often do you meet or communicate (in person, phone or email) with teachers or staff at your Head Start/Early Head Start Center?

- ☐ Almost never
- ☐ Once or twice per year
- ☐ Every few months
- ☐ Monthly
- ☐ Weekly or more

4. In the past year, how often have you or your organization helped out or provided services with Head Start/Early Head Start children or families?

- ☐ Almost never
- ☐ Once or twice
- ☐ Every few months
- ☐ Monthly
- ☐ Weekly or more

5. How confident are you that the Head Start/Early Head Start teachers and staff meet children's learning needs?

- ☐ Not confident at all
- ☐ Slightly confident
- ☐ Somewhat confident
- ☐ Quite confident
- ☐ Extremely confident

6. How confident are you the Head Start/Early Head Start staff provide support for parents and families?

- ☐ Not confident at all
- ☐ Slightly confident
- ☐ Somewhat confident
- ☐ Quite confident
- ☐ Extremely confident

7. To what extent do you think that children enjoy going to Head Start/Early Head Start?

- ☐ Not at all
- ☐ A little bit
- ☐ Somewhat
- ☐ Quite a bit
- ☐ A tremendous amount

8. In your opinion, what educational difference does Head Start/Early Head Start make with children?

- ☐ Not at all
- ☐ A little bit
- ☐ Somewhat
- ☐ Quite a bit
- ☐ A tremendous amount

9. Do you have any comments about any of your answers to the questions in this section?



Community & Tribal Organization Survey

In this section, we'd like to learn more about your perceptions of community problems

10. Rate the following community problems from highest impact to lowest

	Low impact				Medium impact					High impact
Child abuse	<input type="radio"/>	<input type="radio"/>	<input type="radio"/>	<input type="radio"/>	<input type="radio"/>	<input type="radio"/>	<input type="radio"/>	<input type="radio"/>	<input type="radio"/>	<input type="radio"/>
Spouse or partner abuse	<input type="radio"/>	<input type="radio"/>	<input type="radio"/>	<input type="radio"/>	<input type="radio"/>	<input type="radio"/>	<input type="radio"/>	<input type="radio"/>	<input type="radio"/>	<input type="radio"/>
Alcohol abuse	<input type="radio"/>	<input type="radio"/>	<input type="radio"/>	<input type="radio"/>	<input type="radio"/>	<input type="radio"/>	<input type="radio"/>	<input type="radio"/>	<input type="radio"/>	<input type="radio"/>
Drug abuse	<input type="radio"/>	<input type="radio"/>	<input type="radio"/>	<input type="radio"/>	<input type="radio"/>	<input type="radio"/>	<input type="radio"/>	<input type="radio"/>	<input type="radio"/>	<input type="radio"/>
Inadequate housing	<input type="radio"/>	<input type="radio"/>	<input type="radio"/>	<input type="radio"/>	<input type="radio"/>	<input type="radio"/>	<input type="radio"/>	<input type="radio"/>	<input type="radio"/>	<input type="radio"/>
High cost of living	<input type="radio"/>	<input type="radio"/>	<input type="radio"/>	<input type="radio"/>	<input type="radio"/>	<input type="radio"/>	<input type="radio"/>	<input type="radio"/>	<input type="radio"/>	<input type="radio"/>
Unemployment	<input type="radio"/>	<input type="radio"/>	<input type="radio"/>	<input type="radio"/>	<input type="radio"/>	<input type="radio"/>	<input type="radio"/>	<input type="radio"/>	<input type="radio"/>	<input type="radio"/>
Loss of culture and language	<input type="radio"/>	<input type="radio"/>	<input type="radio"/>	<input type="radio"/>	<input type="radio"/>	<input type="radio"/>	<input type="radio"/>	<input type="radio"/>	<input type="radio"/>	<input type="radio"/>
Poor health and issues	<input type="radio"/>	<input type="radio"/>	<input type="radio"/>	<input type="radio"/>	<input type="radio"/>	<input type="radio"/>	<input type="radio"/>	<input type="radio"/>	<input type="radio"/>	<input type="radio"/>
Insufficient infrastructure	<input type="radio"/>	<input type="radio"/>	<input type="radio"/>	<input type="radio"/>	<input type="radio"/>	<input type="radio"/>	<input type="radio"/>	<input type="radio"/>	<input type="radio"/>	<input type="radio"/>
Infant mortality	<input type="radio"/>	<input type="radio"/>	<input type="radio"/>	<input type="radio"/>	<input type="radio"/>	<input type="radio"/>	<input type="radio"/>	<input type="radio"/>	<input type="radio"/>	<input type="radio"/>

11. How well do Head Start/Early Head Start teachers and staff address community problems with children and parents/families?

- ☐ Not well at all
- ☐ Mildly well
- ☐ Fairly well
- ☐ Quite well
- ☐ Extremely well

12. How much effort do parents of young children take to address community problems on a regular/daily basis?

- ☐ Almost no effort
- ☐ A little bit of effort
- ☐ Some effort
- ☐ Quite a bit of effort
- ☐ A tremendous amount of effort

13. How regularly do community problems affect early childhood education and child care programs?

- ☐ Almost never
- ☐ Once in a while
- ☐ Sometimes
- ☐ Frequently
- ☐ Almost all the time

14. Do you have any comments about any of your answers to the questions in this section?



Community & Tribal Organization Survey

In this section, we'd like to learn more about your perceptions of early childhood education and child care resources

15. How **knowledgeable** are you of the following resources in your community?

	Not knowledgeable	Generally knowledgeable	Very knowledgeable	N/A
Head Start education (3-5 years)	<input type="radio"/>	<input type="radio"/>	<input type="radio"/>	<input type="radio"/>
Early Head Start (birth to 3 years)	<input type="radio"/>	<input type="radio"/>	<input type="radio"/>	<input type="radio"/>
Early Head Start-Child Care Partnership	<input type="radio"/>	<input type="radio"/>	<input type="radio"/>	<input type="radio"/>
Child care subsidy/payment program	<input type="radio"/>	<input type="radio"/>	<input type="radio"/>	<input type="radio"/>
Native language nests (birth to 7 years)	<input type="radio"/>	<input type="radio"/>	<input type="radio"/>	<input type="radio"/>
Well child exams	<input type="radio"/>	<input type="radio"/>	<input type="radio"/>	<input type="radio"/>
General healthcare	<input type="radio"/>	<input type="radio"/>	<input type="radio"/>	<input type="radio"/>
Behavioral and mental health care	<input type="radio"/>	<input type="radio"/>	<input type="radio"/>	<input type="radio"/>
Language immersion education (Pre-K-1)	<input type="radio"/>	<input type="radio"/>	<input type="radio"/>	<input type="radio"/>
Child care services	<input type="radio"/>	<input type="radio"/>	<input type="radio"/>	<input type="radio"/>
Free school meals (breakfast & lunch)	<input type="radio"/>	<input type="radio"/>	<input type="radio"/>	<input type="radio"/>

16. In your opinion, how **accessible & available** are the following resources in your community?

	Not accessible & available	Generally accessible & available	Very accessible & available	N/A
Head Start education (3-5 years)	<input type="radio"/>	<input type="radio"/>	<input type="radio"/>	<input type="radio"/>
Early Head Start (birth to 3 years)	<input type="radio"/>	<input type="radio"/>	<input type="radio"/>	<input type="radio"/>
Early Head Start-Child Care Partnership	<input type="radio"/>	<input type="radio"/>	<input type="radio"/>	<input type="radio"/>
Child care subsidy/payment program	<input type="radio"/>	<input type="radio"/>	<input type="radio"/>	<input type="radio"/>
Native language nests (birth to 7 years)	<input type="radio"/>	<input type="radio"/>	<input type="radio"/>	<input type="radio"/>
Well child exams	<input type="radio"/>	<input type="radio"/>	<input type="radio"/>	<input type="radio"/>
General healthcare	<input type="radio"/>	<input type="radio"/>	<input type="radio"/>	<input type="radio"/>
Behavioral and mental health care	<input type="radio"/>	<input type="radio"/>	<input type="radio"/>	<input type="radio"/>
Language immersion education (Pre-K-1)	<input type="radio"/>	<input type="radio"/>	<input type="radio"/>	<input type="radio"/>
Child care services	<input type="radio"/>	<input type="radio"/>	<input type="radio"/>	<input type="radio"/>
Free school meals (breakfast & lunch)	<input type="radio"/>	<input type="radio"/>	<input type="radio"/>	<input type="radio"/>

17. In your opinion, how **adequate** are the following resources in your community?

	Not adequate or enough	Generally adequate or enough	Very adequate or enough	N/A
Head Start education (3-5 years)	<input type="radio"/>	<input type="radio"/>	<input type="radio"/>	<input type="radio"/>
Early Head Start (birth to 3 years)	<input type="radio"/>	<input type="radio"/>	<input type="radio"/>	<input type="radio"/>
Early Head Start-Child Care Partnership	<input type="radio"/>	<input type="radio"/>	<input type="radio"/>	<input type="radio"/>
Child care subsidy/payment program	<input type="radio"/>	<input type="radio"/>	<input type="radio"/>	<input type="radio"/>
Native language nests (birth to 7 years)	<input type="radio"/>	<input type="radio"/>	<input type="radio"/>	<input type="radio"/>
Well child exams	<input type="radio"/>	<input type="radio"/>	<input type="radio"/>	<input type="radio"/>
General healthcare	<input type="radio"/>	<input type="radio"/>	<input type="radio"/>	<input type="radio"/>
Behavioral and mental health care	<input type="radio"/>	<input type="radio"/>	<input type="radio"/>	<input type="radio"/>
Language immersion education (Pre-K-1)	<input type="radio"/>	<input type="radio"/>	<input type="radio"/>	<input type="radio"/>
Child care services	<input type="radio"/>	<input type="radio"/>	<input type="radio"/>	<input type="radio"/>
Free school meals (breakfast & lunch)	<input type="radio"/>	<input type="radio"/>	<input type="radio"/>	<input type="radio"/>

18. What resources are most **needed** in your community for early childhood education?

	Not needed				Ok					Most needed
More teachers	<input type="radio"/>	<input type="radio"/>	<input type="radio"/>	<input type="radio"/>	<input type="radio"/>	<input type="radio"/>	<input type="radio"/>	<input type="radio"/>	<input type="radio"/>	<input type="radio"/>
More childcare providers	<input type="radio"/>	<input type="radio"/>	<input type="radio"/>	<input type="radio"/>	<input type="radio"/>	<input type="radio"/>	<input type="radio"/>	<input type="radio"/>	<input type="radio"/>	<input type="radio"/>
More year round (12 months) Head Start & Early Head Start services	<input type="radio"/>	<input type="radio"/>	<input type="radio"/>	<input type="radio"/>	<input type="radio"/>	<input type="radio"/>	<input type="radio"/>	<input type="radio"/>	<input type="radio"/>	<input type="radio"/>
More full day (8 am - 5 pm) Head Start & Early services	<input type="radio"/>	<input type="radio"/>	<input type="radio"/>	<input type="radio"/>	<input type="radio"/>	<input type="radio"/>	<input type="radio"/>	<input type="radio"/>	<input type="radio"/>	<input type="radio"/>
More early childhood funding	<input type="radio"/>	<input type="radio"/>	<input type="radio"/>	<input type="radio"/>	<input type="radio"/>	<input type="radio"/>	<input type="radio"/>	<input type="radio"/>	<input type="radio"/>	<input type="radio"/>
More parent training and support	<input type="radio"/>	<input type="radio"/>	<input type="radio"/>	<input type="radio"/>	<input type="radio"/>	<input type="radio"/>	<input type="radio"/>	<input type="radio"/>	<input type="radio"/>	<input type="radio"/>
More culture and language	<input type="radio"/>	<input type="radio"/>	<input type="radio"/>	<input type="radio"/>	<input type="radio"/>	<input type="radio"/>	<input type="radio"/>	<input type="radio"/>	<input type="radio"/>	<input type="radio"/>
More space facilities	<input type="radio"/>	<input type="radio"/>	<input type="radio"/>	<input type="radio"/>	<input type="radio"/>	<input type="radio"/>	<input type="radio"/>	<input type="radio"/>	<input type="radio"/>	<input type="radio"/>
More community/family activities	<input type="radio"/>	<input type="radio"/>	<input type="radio"/>	<input type="radio"/>	<input type="radio"/>	<input type="radio"/>	<input type="radio"/>	<input type="radio"/>	<input type="radio"/>	<input type="radio"/>
More community involvement in education	<input type="radio"/>	<input type="radio"/>	<input type="radio"/>	<input type="radio"/>	<input type="radio"/>	<input type="radio"/>	<input type="radio"/>	<input type="radio"/>	<input type="radio"/>	<input type="radio"/>
More program and agency coordination	<input type="radio"/>	<input type="radio"/>	<input type="radio"/>	<input type="radio"/>	<input type="radio"/>	<input type="radio"/>	<input type="radio"/>	<input type="radio"/>	<input type="radio"/>	<input type="radio"/>
More home visiting for birth to 3 years	<input type="radio"/>	<input type="radio"/>	<input type="radio"/>	<input type="radio"/>	<input type="radio"/>	<input type="radio"/>	<input type="radio"/>	<input type="radio"/>	<input type="radio"/>	<input type="radio"/>
More home visiting for 4-5 years	<input type="radio"/>	<input type="radio"/>	<input type="radio"/>	<input type="radio"/>	<input type="radio"/>	<input type="radio"/>	<input type="radio"/>	<input type="radio"/>	<input type="radio"/>	<input type="radio"/>
Other	<input type="radio"/>	<input type="radio"/>	<input type="radio"/>	<input type="radio"/>	<input type="radio"/>	<input type="radio"/>	<input type="radio"/>	<input type="radio"/>	<input type="radio"/>	<input type="radio"/>

19. Do you have any comments about any of your answers to the questions in this section?



Community & Tribal Organization Survey

We would like to know more about you. Please take a few moments to answer the following questions.

20. Which race/ethnicity best describes you? (Please choose only one.)

- ☐ Alaska Native
- ☐ American Indian
- ☐ Asian / Pacific Islander
- ☐ Black or African American
- ☐ Hispanic American
- ☐ White / Caucasian
- ☐ Multiple ethnicity / Other (please specify)

21. Do you have any other comments, questions, or concerns?

Quyaana for completing the survey and giving your input.

Please return to:

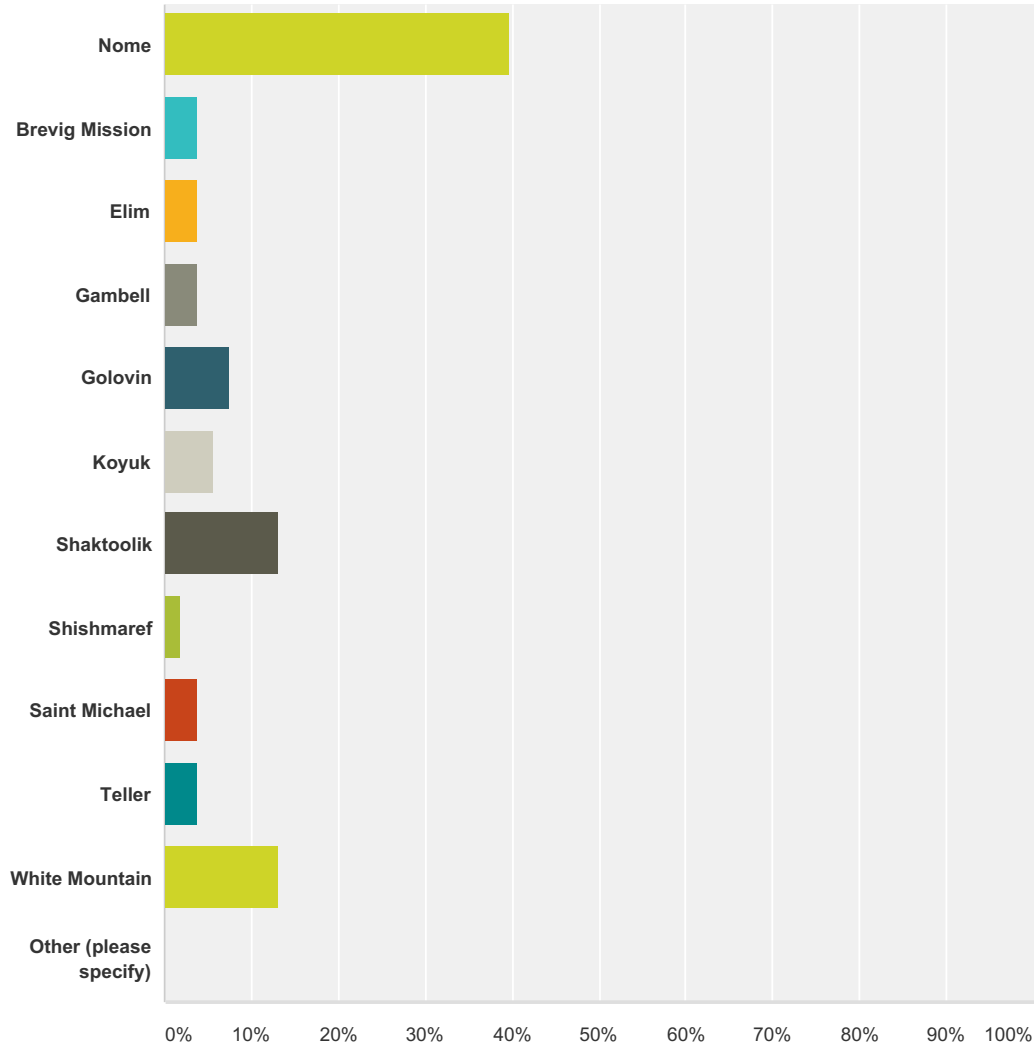
**Deb Trowbridge
Head Start/Early Head Start Director
Kawerak, Inc.
PO Box 948
Nome AK 99762
Phone: 907-443-9050**

Note: Surveys
were voluntary.
Data as of
7-31-2016.

Prepared by
Ukallaysaaq
NW Planning &
Grants Dev.

Q1 Please select your community which Kawerak Head Start/Early Head Start/Childcare Partnership operates

Answered: 53 Skipped: 0



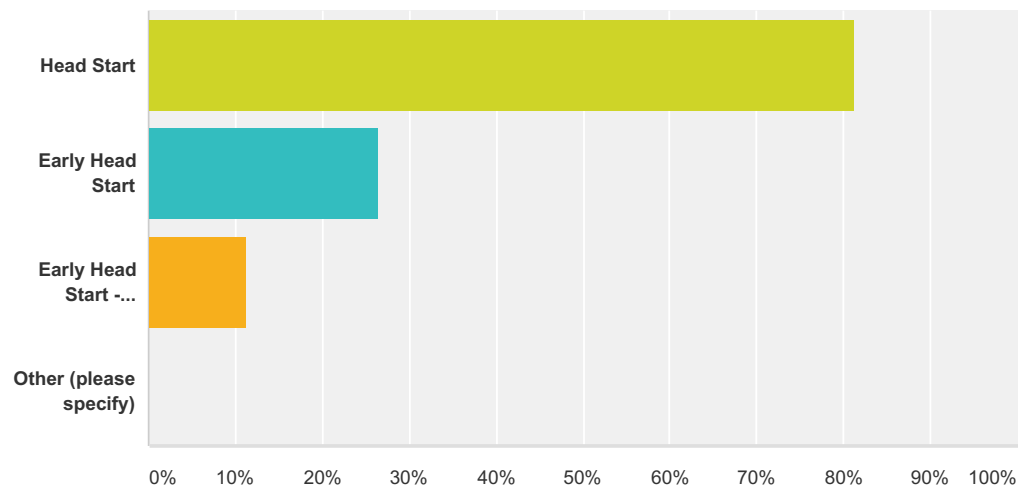
Answer Choices	Responses
Nome	39.62% 21
Brevig Mission	3.77% 2
Elim	3.77% 2
Gambell	3.77% 2
Golovin	7.55% 4
Koyuk	5.66% 3
Shaktoolik	13.21% 7
Shishmaref	1.89% 1

Parent Survey - Kawerak Head Start/Early Head Start/Childcare Partnership

Saint Michael	3.77%	2
Teller	3.77%	2
White Mountain	13.21%	7
Other (please specify)	0.00%	0
Total		53

Q2 Select the programs your children or family members participate with Kawerak

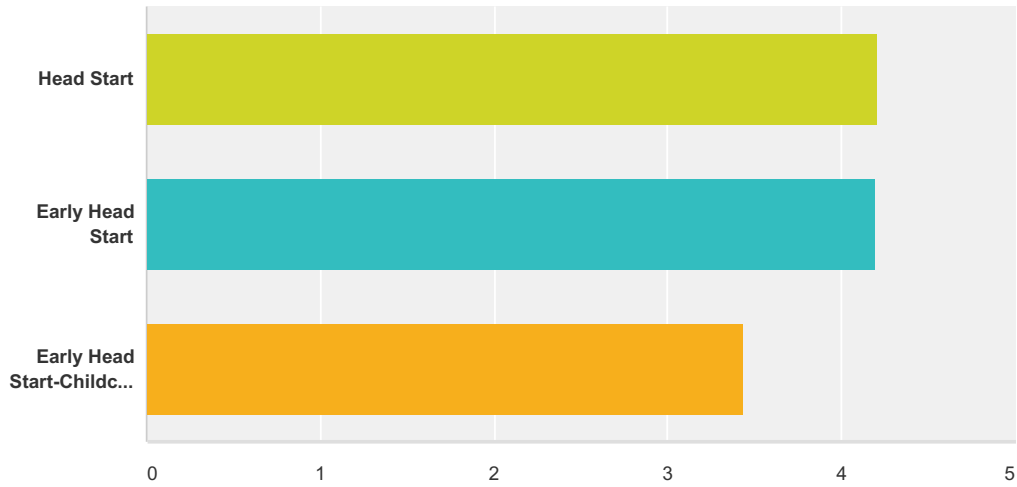
Answered: 53 Skipped: 0



Answer Choices	Responses	
Head Start	81.13%	43
Early Head Start	26.42%	14
Early Head Start - ChildcarePartnership	11.32%	6
Other (please specify)	0.00%	0
Total Respondents: 53		

Q3 Overall, how happy & satisfied are you as a parent or family member with Kawerak programs? (You may skip a program if doesn't apply)

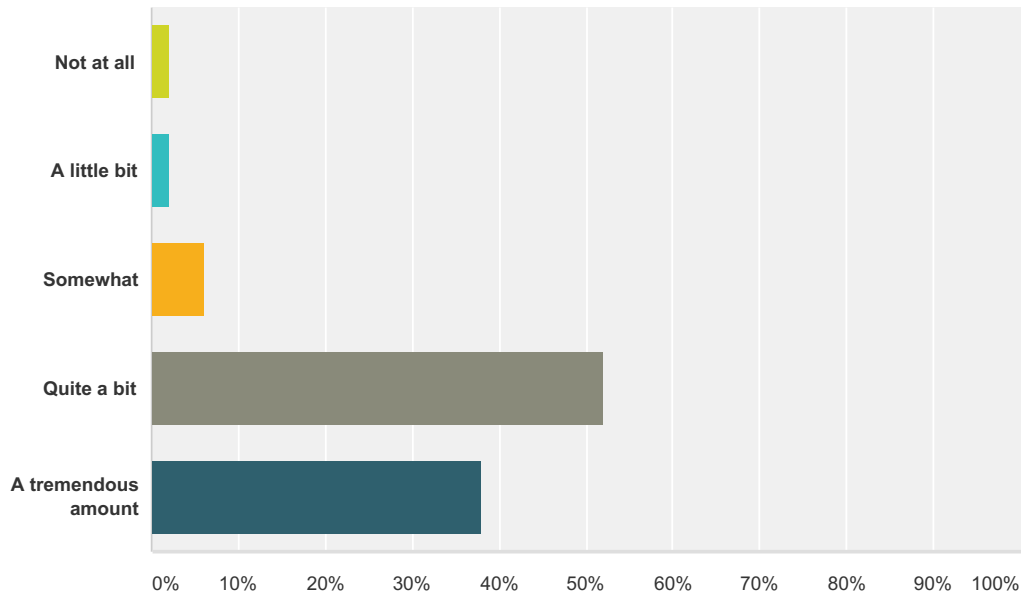
Answered: 53 Skipped: 0



	Unhappy & unsatisfied	(no label)	Ok	(no label)	Most happy & satisfied	Total	Weighted Average
Head Start	0.00% 0	0.00% 0	27.66% 13	23.40% 11	48.94% 23	47	4.21
Early Head Start	0.00% 0	5.00% 1	30.00% 6	5.00% 1	60.00% 12	20	4.20
Early Head Start-Childcare Partnership	7.14% 1	0.00% 0	50.00% 7	28.57% 4	14.29% 2	14	3.43

Q4 To what extent do you think that your children enjoy going to Head Start/Early Head Start/Childcare Partnership?

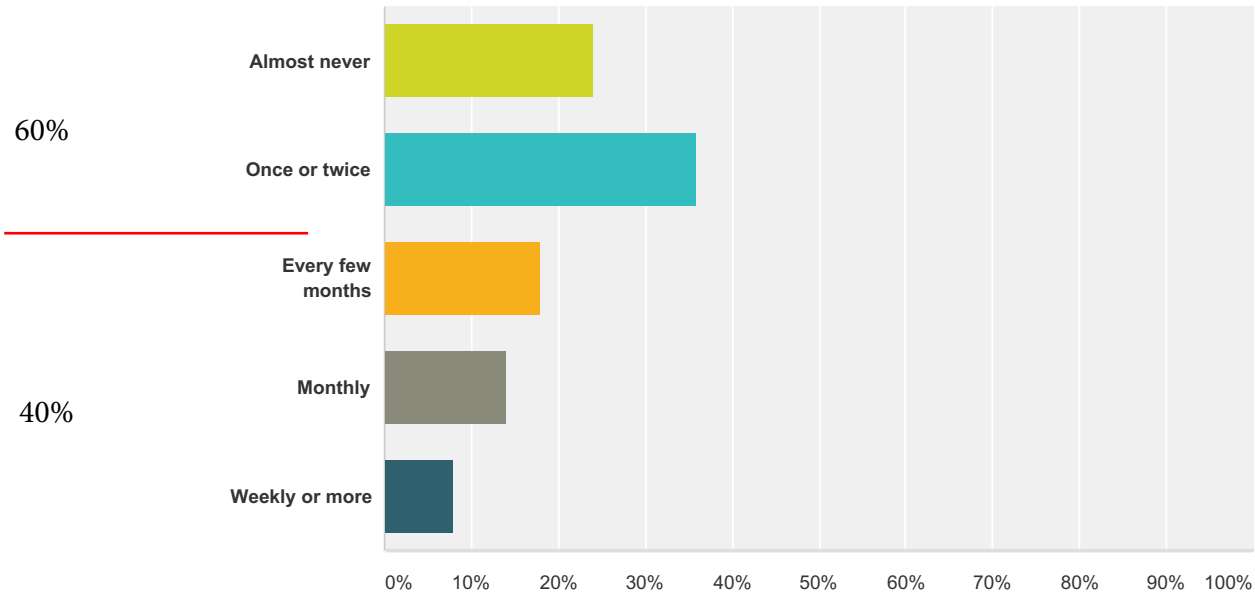
Answered: 50 Skipped: 3



Answer Choices	Responses
Not at all	2.00% 1
A little bit	2.00% 1
Somewhat	6.00% 3
Quite a bit	52.00% 26
A tremendous amount	38.00% 19
Total	50

Q5 In the past year, how often have you or your family volunteered or helped out with Head Start/Early Head Start/Childcare Partnership programs?

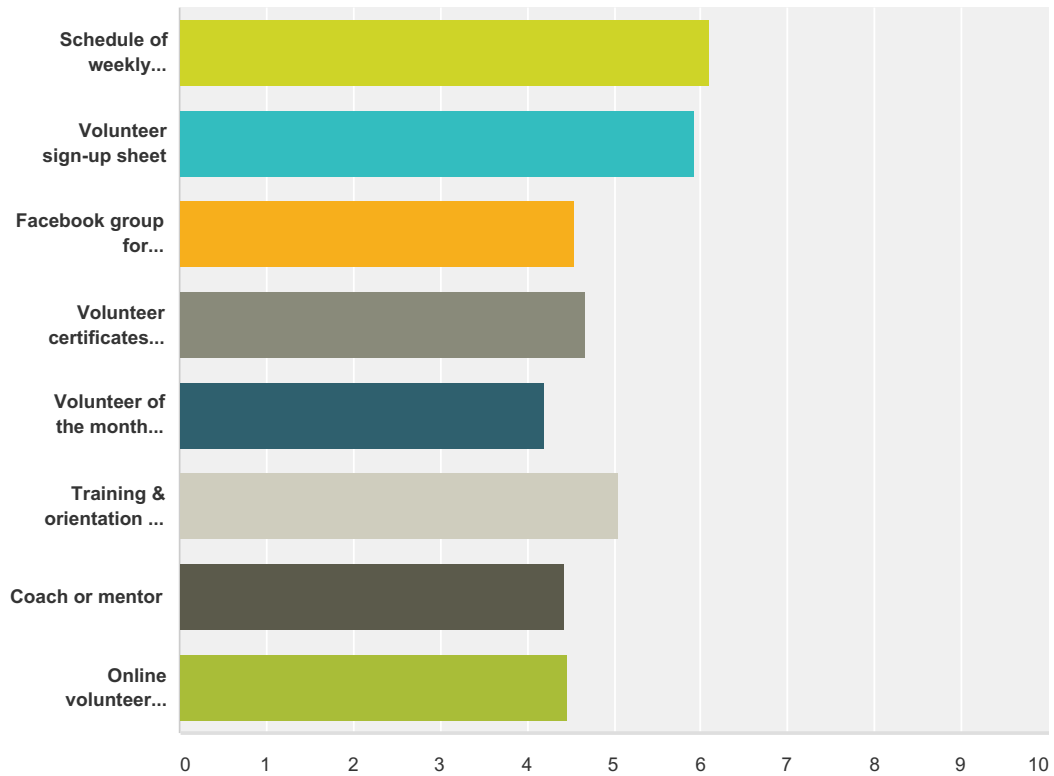
Answered: 50 Skipped: 3



Answer Choices	Responses	
Almost never	24.00%	12
Once or twice	36.00%	18
Every few months	18.00%	9
Monthly	14.00%	7
Weekly or more	8.00%	4
Total		50

Q6 Which of the following would support your volunteering with Head Start/Early Head Start/Childcare Partnership programs?

Answered: 46 Skipped: 7



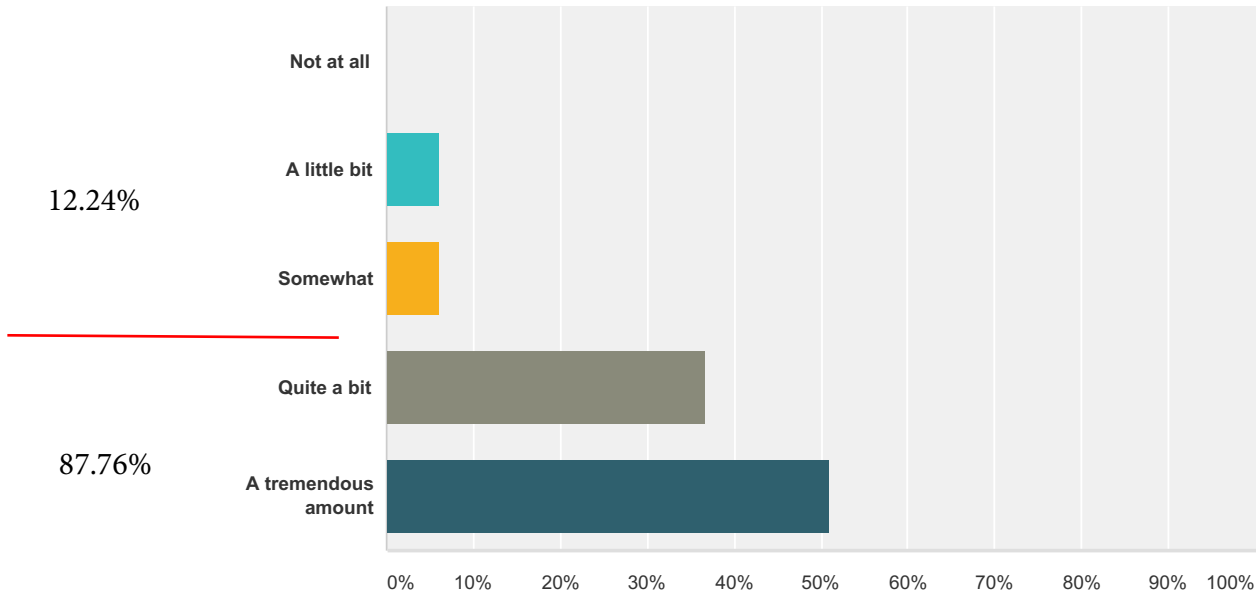
		Not at all supportive	(no label)	(no label)	(no label)	Ok	(no label)	(no label)	(no label)	(no label)	Best & most supportive	Total	Weighted Average
#1	Schedule of weekly volunteering time& tasks	7.32% 3	4.88% 2	9.76% 4	12.20% 5	19.51% 8	2.44% 1	7.32% 3	4.88% 2	4.88% 2	26.83% 11	41	6.10
#2	Volunteer sign-up sheet	5.00% 2	2.50% 1	15.00% 6	2.50% 1	32.50% 13	7.50% 3	2.50% 1	7.50% 3	7.50% 3	17.50% 7	40	5.92
	Facebook group for volunteering & photos	23.08% 9	5.13% 2	7.69% 3	5.13% 2	33.33% 13	0.00% 0	7.69% 3	7.69% 3	5.13% 2	5.13% 2	39	4.56
	Volunteer certificates to recognize	15.00% 6	12.50% 5	10.00% 4	7.50% 3	25.00% 10	10.00% 4	0.00% 0	7.50% 3	2.50% 1	10.00% 4	40	4.67
	Volunteer of the month recognition	21.43% 9	11.90% 5	9.52% 4	7.14% 3	26.19% 11	4.76% 2	7.14% 3	4.76% 2	2.38% 1	4.76% 2	42	4.19
#3	Training & orientation for volunteering	12.20% 5	9.76% 4	9.76% 4	9.76% 4	21.95% 9	4.88% 2	12.20% 5	7.32% 3	0.00% 0	12.20% 5	41	5.05

Parent Survey - Kawerak Head Start/Early Head Start/Childcare Partnership

Coach or mentor	17.50% 7	12.50% 5	7.50% 3	12.50% 5	22.50% 9	5.00% 2	5.00% 2	12.50% 5	0.00% 0	5.00% 2	40	4.42
Online volunteer timesheet	28.21% 11	5.13% 2	5.13% 2	12.82% 5	23.08% 9	2.56% 1	2.56% 1	5.13% 2	2.56% 1	12.82% 5	39	4.46

Q7 In your opinion, what educational difference does Head Start/Early Head Start/Childcare Partnership make with your children?

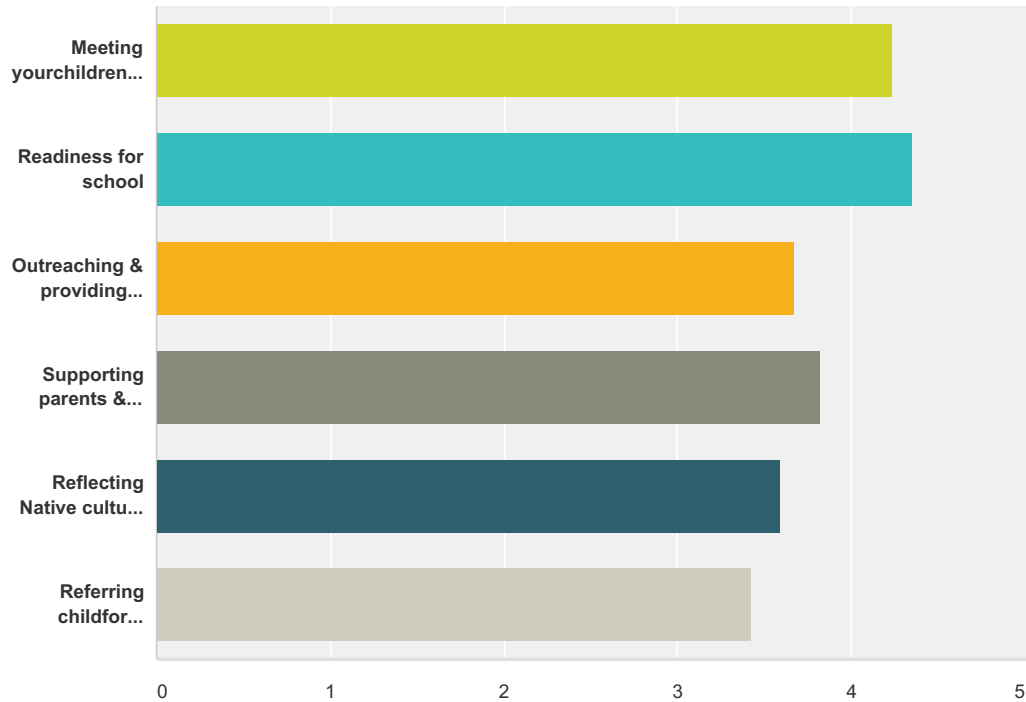
Answered: 49 Skipped: 4



Answer Choices	Responses
Not at all	0.00% 0
A little bit	6.12% 3
Somewhat	6.12% 3
Quite a bit	36.73% 18
A tremendous amount	51.02% 25
Total	49

**Q8 What impact or difference in your life
has the Head Start/Early Head
Start/Childcare Partnership programs
made in the following activities with you as
a parent or with your child?**

Answered: 50 Skipped: 3



		No impact at all	Slight impact	Somewhat of an impact	Quite an impact	Big impact	Total	Weighted Average
#2	Meeting your children's learning needs	0.00% 0	4.08% 2	8.16% 4	46.94% 23	40.82% 20	49	4.24
#1	Readiness for school	0.00% 0	2.08% 1	6.25% 3	45.83% 22	45.83% 22	48	4.35
	Outreach and providing information to parents & families	2.04% 1	12.24% 6	30.61% 15	26.53% 13	28.57% 14	49	3.67
#3	Supporting parents & families	2.04% 1	6.12% 3	26.53% 13	38.78% 19	26.53% 13	49	3.82
	Reflecting Native culture in child's education	4.08% 2	14.29% 7	26.53% 13	28.57% 14	26.53% 13	49	3.59
	Referring child for services	8.33% 4	10.42% 5	35.42% 17	22.92% 11	22.92% 11	48	3.42

Q9 Do you have any comments about any of your answers to the questions in this section?

Answered: 13 Skipped: 40

Teachers/Classroom

I am very impressed with Head Start employing a certified Kindergarten Teacher to prepare the children entering kindergarten.

Teachers should study there lessons plans before attempting to teach students get bored and start to get restless when a teacher reads lessons. Teachers should take the time to prepare to teach-not last minute. It's very ineffective when a teacher is not prepared.

Children are coming to school knowing less and less each year. We as teachers are needing more time to ready the kids for kindergarten. School all year is almost a must now days for the kids to be kindergarten ready.

We need to keep our certified teachers in our class rooms.

Parent & Family Communication

Newsletters should be clear not a blurry copy.

When a parent asks a question response should be given-not say it's in the newsletter.

There have been only a few parents that actually showed up regularly for their child/ren. it would help if more parents showed up more

Referrals & Parntership Services

It would be nice if they did a little more effort into referring children that need to be referred

Culture & Language

Would be nice to have someone of our culture teach more about it since it's easier to pick up when they're young
Community wide native program

Would be nice if we had more of a culture in our weekly schedule.

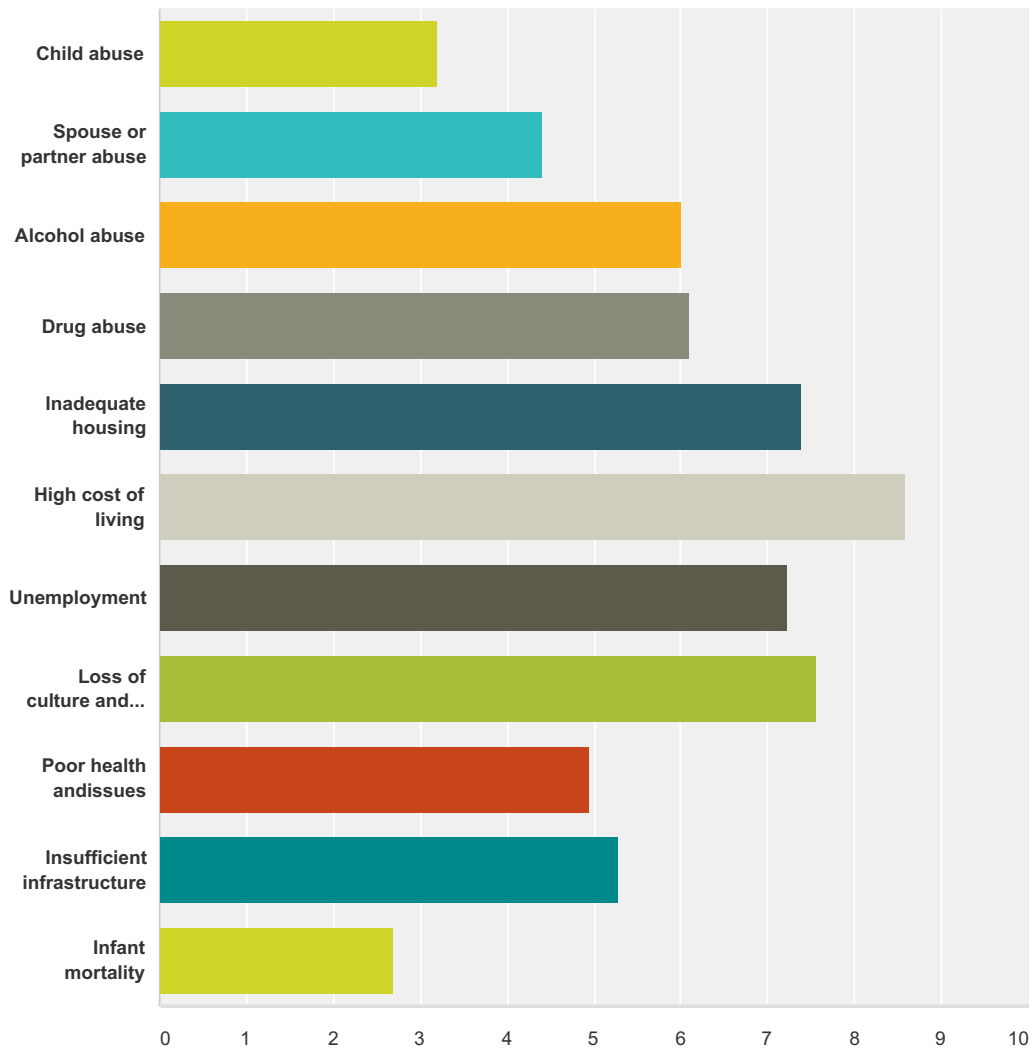
Early Head Start

EHS is a great support to families who need childcare. However, there are frequent in-service and vacation days, including a month off in the summer, which is very hard on working families.

I wish EH/EHS/CP had a closer relationship with ENT and SPED at the Elementary School. Our teachers knew our children were struggle/sick due to ear infections, strep, and related illness. I think it would make more of an impact for referrals for ENT doctors/appointments from other teaching professionals/organizations and how their illnesses affect them as students.

Q10 Rate the following community problems from highest impact to lowest

Answered: 50 Skipped: 3



	Low impact	(no label)	(no label)	(no label)	Medium impact	(no label)	(no label)	(no label)	(no label)	High impact	Total	Weighted Average
Child abuse	29.79% 14	25.53% 12	12.77% 6	4.26% 2	12.77% 6	2.13% 1	4.26% 2	4.26% 2	0.00% 0	4.26% 2	47	3.19
Spouse or partner abuse	19.15% 9	10.64% 5	19.15% 9	10.64% 5	10.64% 5	0.00% 0	8.51% 4	8.51% 4	8.51% 4	4.26% 2	47	4.40
Alcohol abuse	14.29% 7	4.08% 2	10.20% 5	2.04% 1	22.45% 11	0.00% 0	6.12% 3	8.16% 4	6.12% 3	26.53% 13	49	6.02
Drug abuse	16.67% 8	4.17% 2	8.33% 4	2.08% 1	14.58% 7	2.08% 1	8.33% 4	10.42% 5	8.33% 4	25.00% 12	48	6.10
#3 Inadequate housing	8.33% 4	0.00% 0	4.17% 2	4.17% 2	12.50% 6	4.17% 2	4.17% 2	18.75% 9	2.08% 1	41.67% 20	48	7.40
#1 High cost of living	2.13% 1	0.00% 0	0.00% 0	6.38% 3	6.38% 3	8.51% 4	0.00% 0	4.26% 2	10.64% 5	61.70% 29	47	8.57

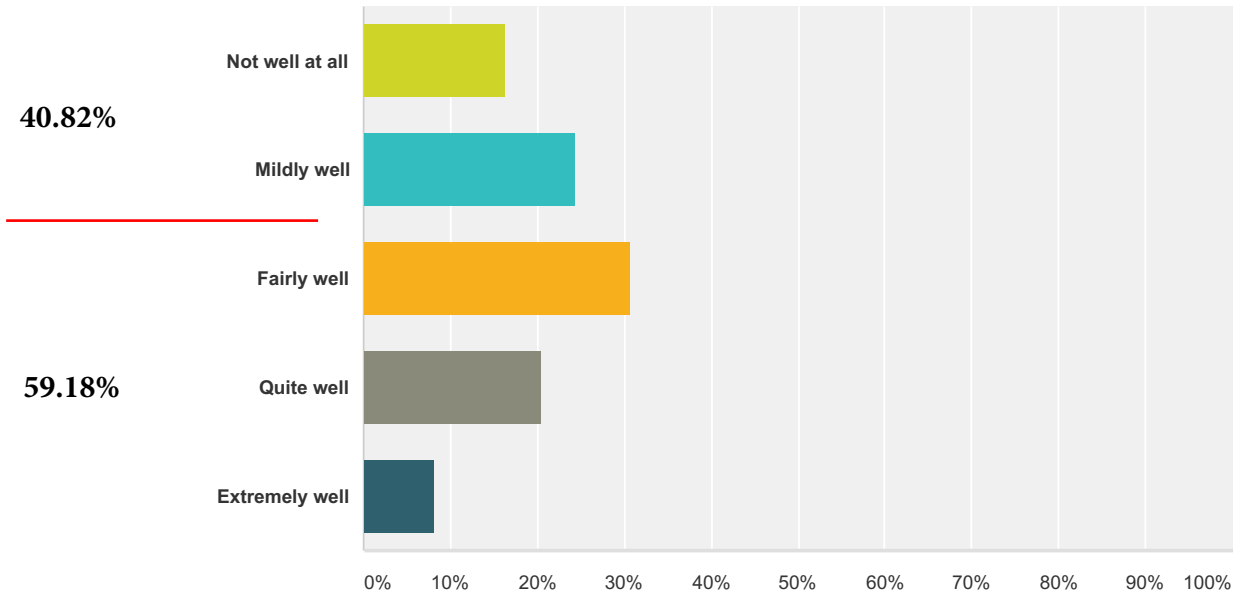
Parent Survey - Kawerak Head Start/Early Head Start/Childcare Partnership

#2

Unemployment	2.04% 1	2.04% 1	4.08% 2	14.29% 7	6.12% 3	12.24% 6	10.20% 5	4.08% 2	10.20% 5	34.69% 17	49	7.22
Loss of culture and language	2.08% 1	6.25% 3	0.00% 0	4.17% 2	16.67% 8	6.25% 3	6.25% 3	6.25% 3	10.42% 5	41.67% 20	48	7.56
Poor health and issues	10.64% 5	12.77% 6	12.77% 6	6.38% 3	21.28% 10	10.64% 5	4.26% 2	8.51% 4	2.13% 1	10.64% 5	47	4.94
Insufficient infrastructure	12.77% 6	4.26% 2	12.77% 6	12.77% 6	14.89% 7	8.51% 4	6.38% 3	10.64% 5	8.51% 4	8.51% 4	47	5.28
Infant mortality	47.83% 22	10.87% 5	15.22% 7	2.17% 1	10.87% 5	4.35% 2	4.35% 2	4.35% 2	0.00% 0	0.00% 0	46	2.70

Q11 How well do Head Start/Early Head Start/Childcare Partnership teachers and staff address community problems with your children and parents/families?

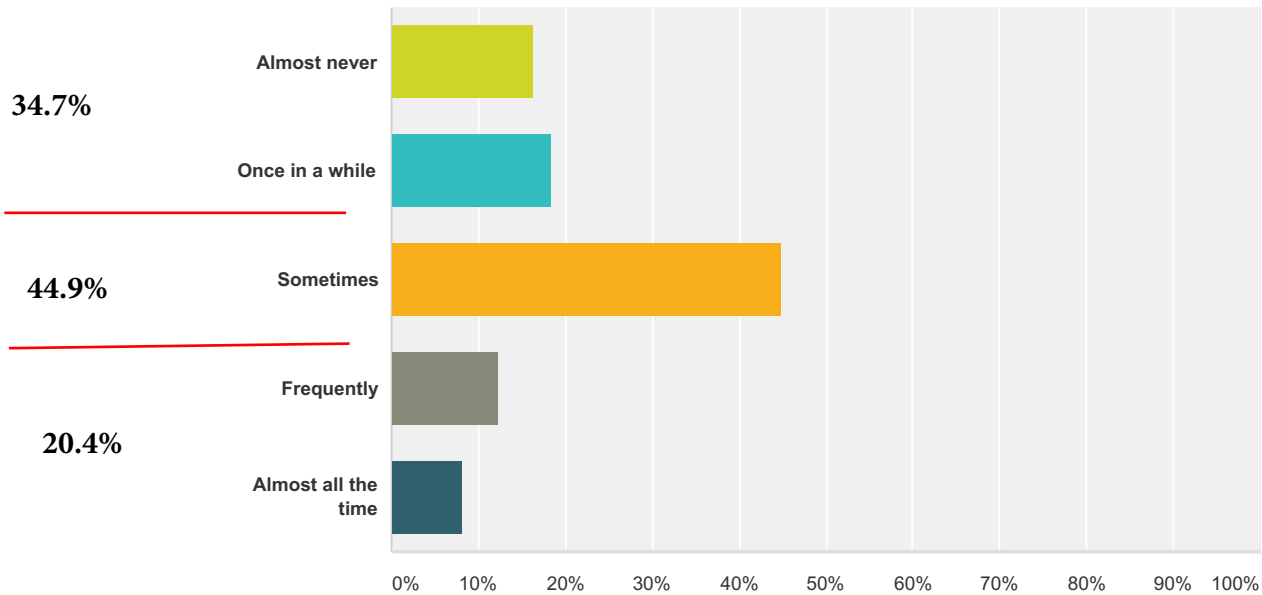
Answered: 49 Skipped: 4



Answer Choices	Responses	
Not well at all	16.33%	8
Mildly well	24.49%	12
Fairly well	30.61%	15
Quite well	20.41%	10
Extremely well	8.16%	4
Total		49

Q12 How regularly do community problems affect early childhood education and child care programs?

Answered: 49 Skipped: 4



Answer Choices	Responses
Almost never	16.33% 8
Once in a while	18.37% 9
Sometimes	44.90% 22
Frequently	12.24% 6
Almost all the time	8.16% 4
Total	49

Q13 Do you have any comments about any of your answers to the questions in this section?

Answered: 10 Skipped: 43

What does these community problems have to do with perceptions of community issues. Personal questions for education system. Focus should be to educate students, not evaluate the community, that gets to me a little.

I don't know how EHS addresses community problems other than providing supportive childcare to those who need it.

The staff do an excellent job contacting families if students are not in school.

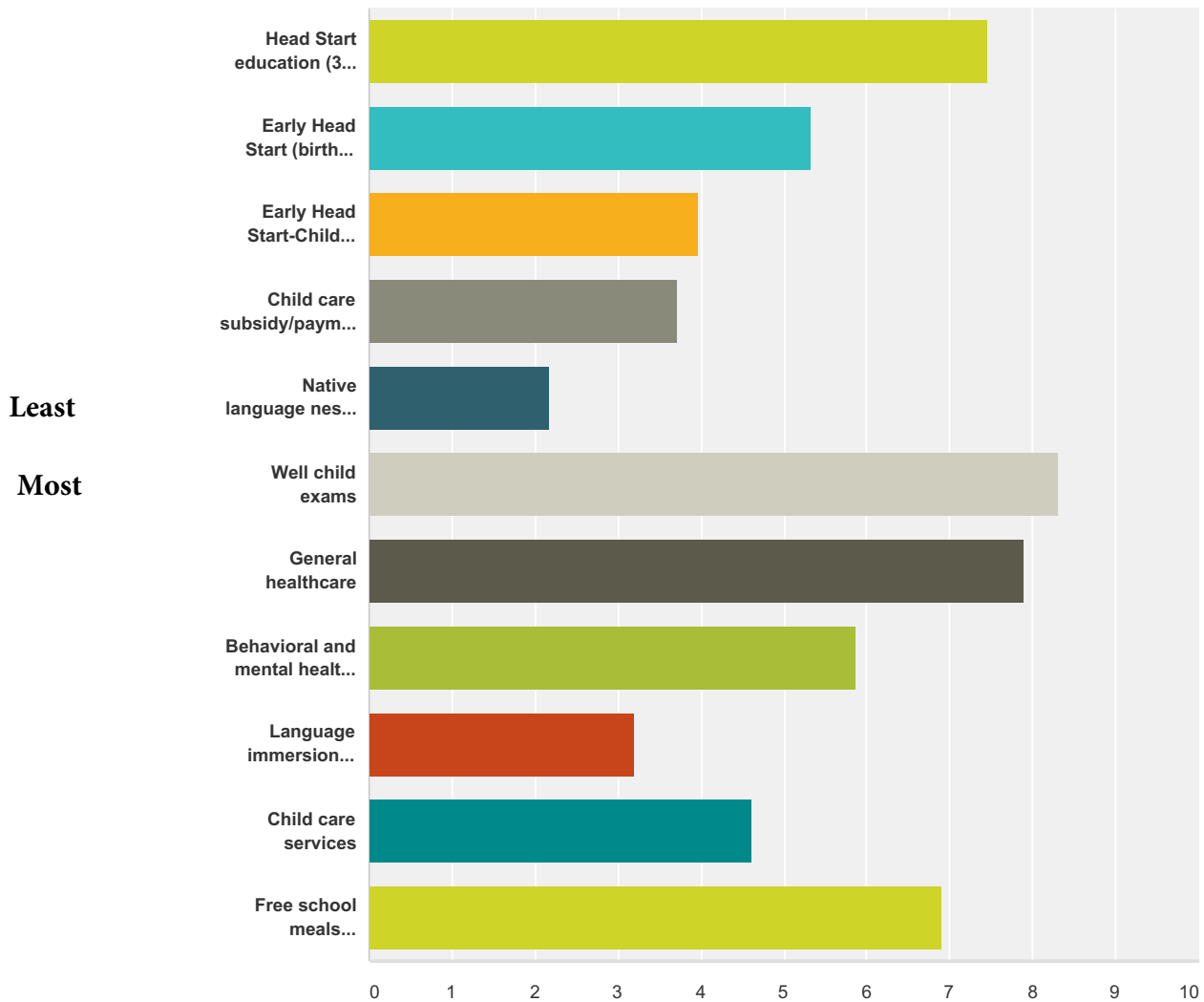
Just a few things that happen affect head start like for an example this school year was bed bugs in one family's home. School was closed for 2 days for cleaning. Just small things like that affect our Head Start.

Marijuana use in our community is high, alcohol use is (although rare) a problem for some families.

Again, it'd be nice if teachers could make more referrals to BHS or Tribal Offices to help intervene with families that are struggling with drug and alcohol or behavioral (mental) issues. If there were recommendations or supportive services recommended before legal (Law Enforcement/OCS) intervention is required, I think it'd help keep families together.

Q14 How knowledgeable are you of the following resources in your community?

Answered: 49 Skipped: 4



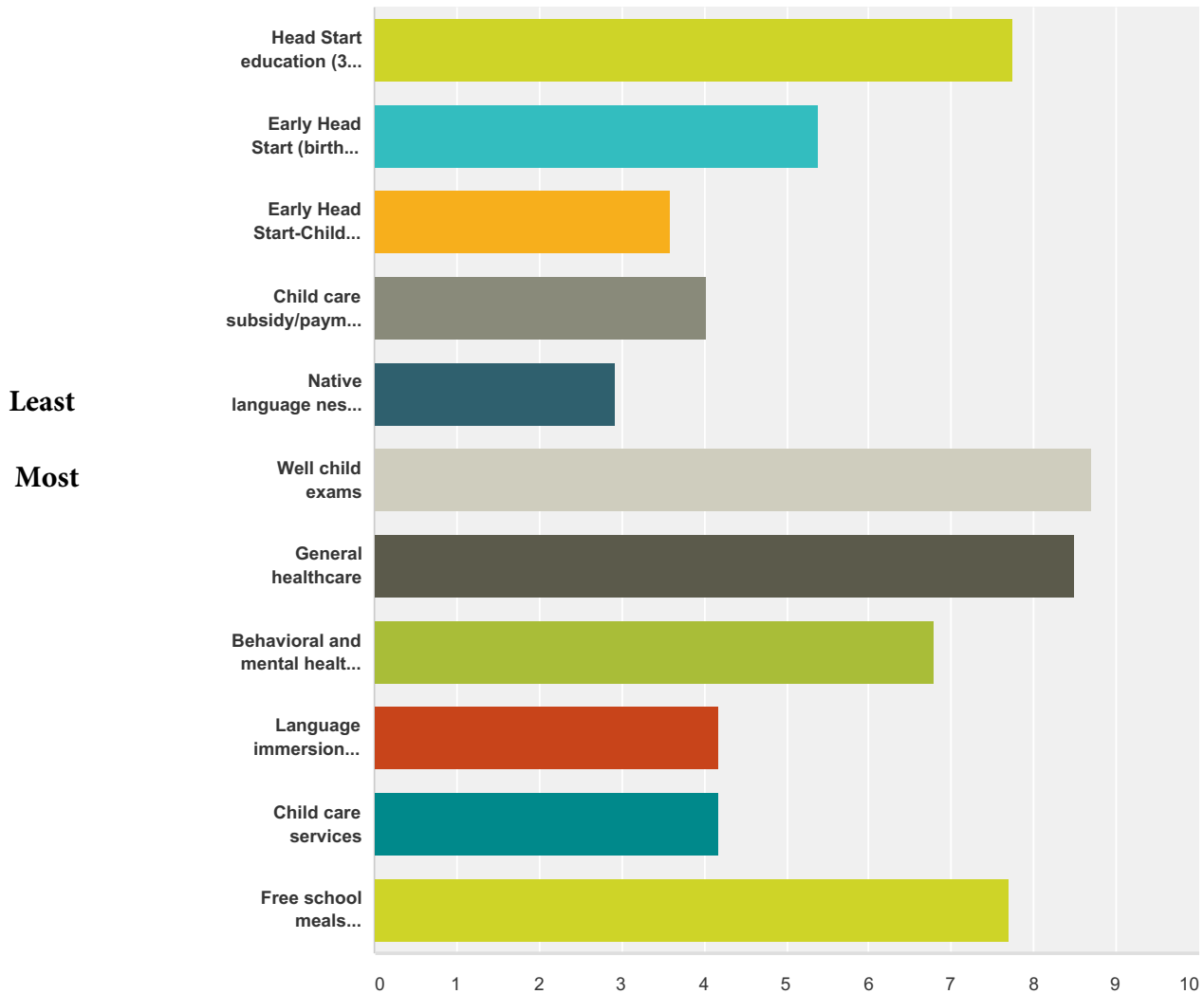
	Not knowledgeable	N/A	Generally knowledgeable	Very knowledgeable	Total	Weighted Average
Head Start education (3-5 years)	0.00% 0	0.00% 0	51.02% 25	48.98% 24	49	7.45
Early Head Start (birth to 3 years)	16.67% 8	16.67% 8	47.92% 23	18.75% 9	48	5.33
Early Head Start-Child Care Partnership	30.61% 15	20.41% 10	40.82% 20	8.16% 4	49	3.97
Child care subsidy/payment program	35.42% 17	14.58% 7	43.75% 21	6.25% 3	48	3.71
Native language nests (birth to 7 years)	64.58% 31	12.50% 6	20.83% 10	2.08% 1	48	2.17
Well child exams	0.00% 0	4.08% 2	32.65% 16	63.27% 31	49	8.30

Parent Survey - Kawerak Head Start/Early Head Start/Childcare Partnership

General healthcare	0.00% 0	4.26% 2	40.43% 19	55.32% 26	47	7.89
Behavioral and mental health care	14.29% 7	12.24% 6	46.94% 23	26.53% 13	49	5.86
Language immersion education (Pre-K-1)	44.90% 22	12.24% 6	38.78% 19	4.08% 2	49	3.19
Child care services	29.17% 14	12.50% 6	41.67% 20	16.67% 8	48	4.62
Free school meals (breakfast & lunch)	6.25% 3	4.17% 2	47.92% 23	41.67% 20	48	6.91

Q15 In your opinion, how accessible & available are the following resources to you as a parent or family member?

Answered: 49 Skipped: 4



	Not accessible & available	N/A	Generally accessible & available	Very accessible & available	Total	Weighted Average
Head Start education (3-5 years)	4.08% 2	2.04% 1	36.73% 18	57.14% 28	49	7.75
Early Head Start (birth to 3 years)	20.41% 10	20.41% 10	36.73% 18	22.45% 11	49	5.38
Early Head Start-Child Care Partnership	35.42% 17	29.17% 14	27.08% 13	8.33% 4	48	3.59
Child care subsidy/payment program	25.00% 12	29.17% 14	39.58% 19	6.25% 3	48	4.03
Native language nests (birth to 7 years)	40.82% 20	26.53% 13	30.61% 15	2.04% 1	49	2.92

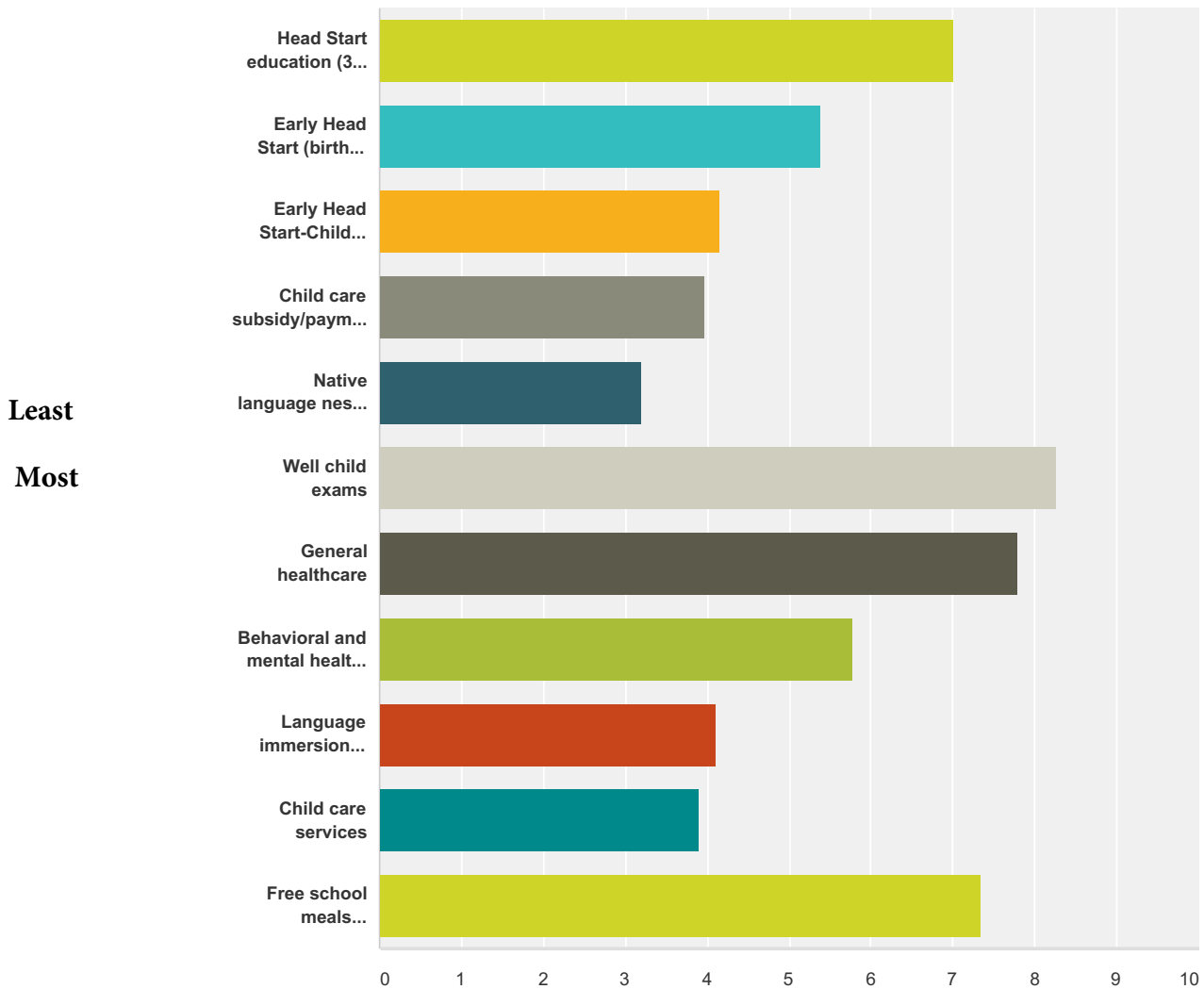
Parent Survey - Kawerak Head Start/Early Head Start/Childcare Partnership

Most

Well child exams	0.00%	6.12%	24.49%	69.39%	49	8.70
	0	3	12	34		
General healthcare	0.00%	6.52%	28.26%	65.22%	46	8.49
	0	3	13	30		
Behavioral and mental health care	10.20%	14.29%	36.73%	38.78%	49	6.79
	5	7	18	19		
Language immersion education (Pre-K-1)	28.57%	22.45%	38.78%	10.20%	49	4.18
	14	11	19	5		
Child care services	32.65%	16.33%	38.78%	12.24%	49	4.17
	16	8	19	6		
Free school meals (breakfast & lunch)	4.08%	8.16%	34.69%	53.06%	49	7.71
	2	4	17	26		

Q16 In your opinion, how adequate are the following resources in your community?

Answered: 48 Skipped: 5



	Not adequate or enough	N/A	Generally adequate or enough	Very adequate or enough	Total	Weighted Average
Head Start education (3-5 years)	6.38% 3	2.13% 1	46.81% 22	44.68% 21	47	7.02
Early Head Start (birth to 3 years)	21.28% 10	14.89% 7	40.43% 19	23.40% 11	47	5.38
Early Head Start-Child Care Partnership	29.17% 14	22.92% 11	37.50% 18	10.42% 5	48	4.16
Child care subsidy/payment program	34.04% 16	19.15% 9	36.17% 17	10.64% 5	47	3.97
Native language nests (birth to 7 years)	47.92% 23	16.67% 8	27.08% 13	8.33% 4	48	3.20
Well child exams	0.00% 0	2.13% 1	34.04% 16	63.83% 30	47	8.26

Parent Survey - Kawerak Head Start/Early Head Start/Childcare Partnership

General healthcare	2.08% 1	2.08% 1	39.58% 19	56.25% 27	48	7.79
Behavioral and mental health care	20.83% 10	6.25% 3	41.67% 20	31.25% 15	48	5.78
Language immersion education (Pre-K-1)	37.50% 18	12.50% 6	35.42% 17	14.58% 7	48	4.12
Child care services	39.58% 19	12.50% 6	35.42% 17	12.50% 6	48	3.90
Free school meals (breakfast & lunch)	6.38% 3	2.13% 1	40.43% 19	51.06% 24	47	7.35

**Q17 Do you have any comments about any
of your answers to the questions in this
section?**

Answered: 10 Skipped: 43

If any individual who is not a parent in the Head Start program should pay for the lunch served after the kids are done eating. Very interesting to see non-parents eating lunch. The public K-12 school does not serve lunch to anyone who is not a student, any community individuals pay, even the staff pay. So how come free lunch for city employees at Head Start expense? Does Kawerak budget in the meal program to feed city employees. I would think the parents of the student would at least be invited to have breakfast or lunch with their child who is enrolled, or does the Head Start cook over cook?

The not adequate are programs I don't know knowledge of

Questions-not sure on childcare subsidy/payment program and Native language nests

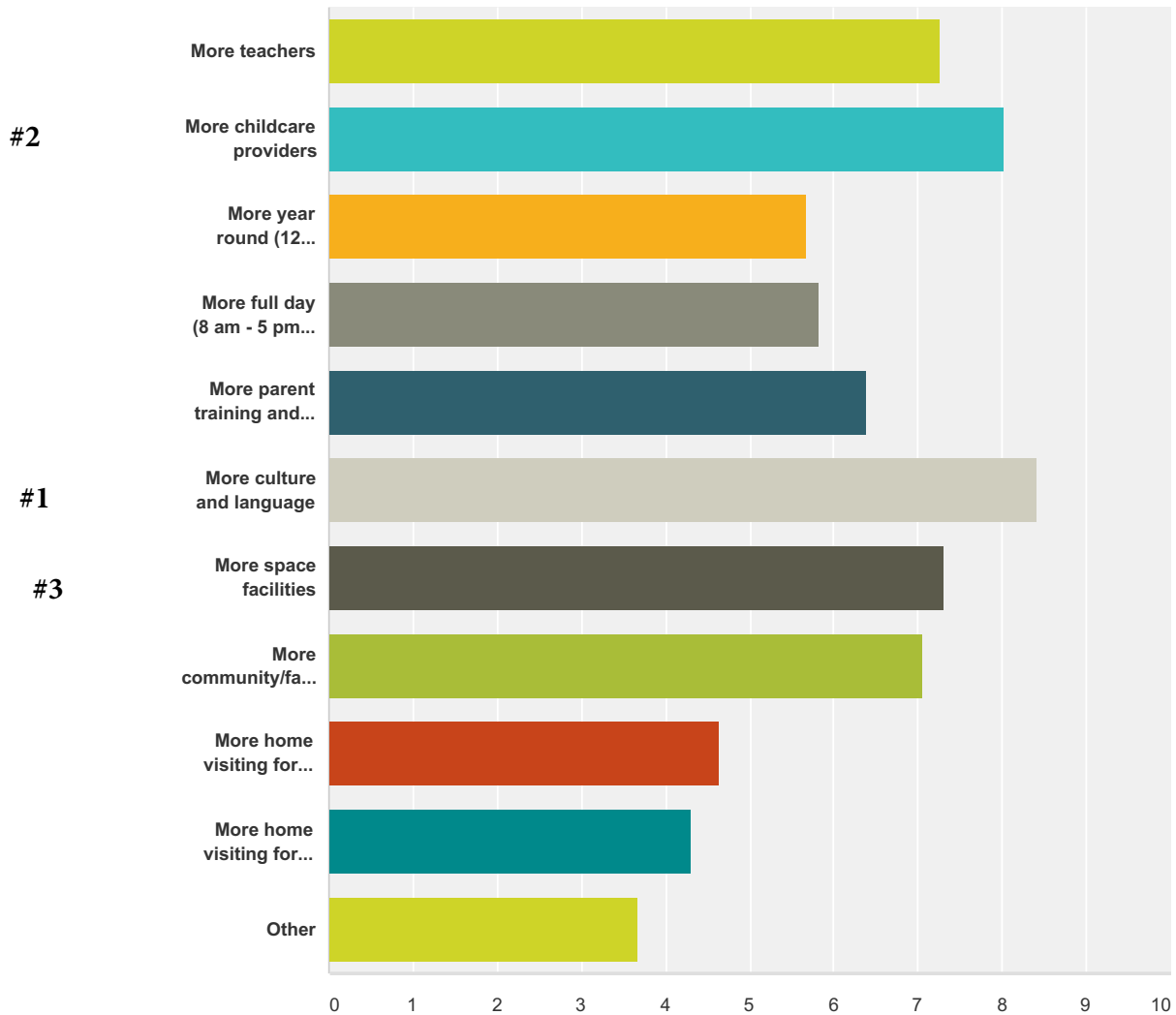
Many people want childcare, but don't qualify for HS or EHS because of income.

I know there are over 20 students who would like to attend Head Start next year, but not enough staff to provide education for all of the new enrollees. I would like to see funding available so that all 3 and 4 year olds have access to the wonderful education that Head Start provides.

Since I live in such a small community it is hard to find a reliable babysitter for many families

Q18 What resources are most needed in your community for early childhood education?

Answered: 49 Skipped: 4



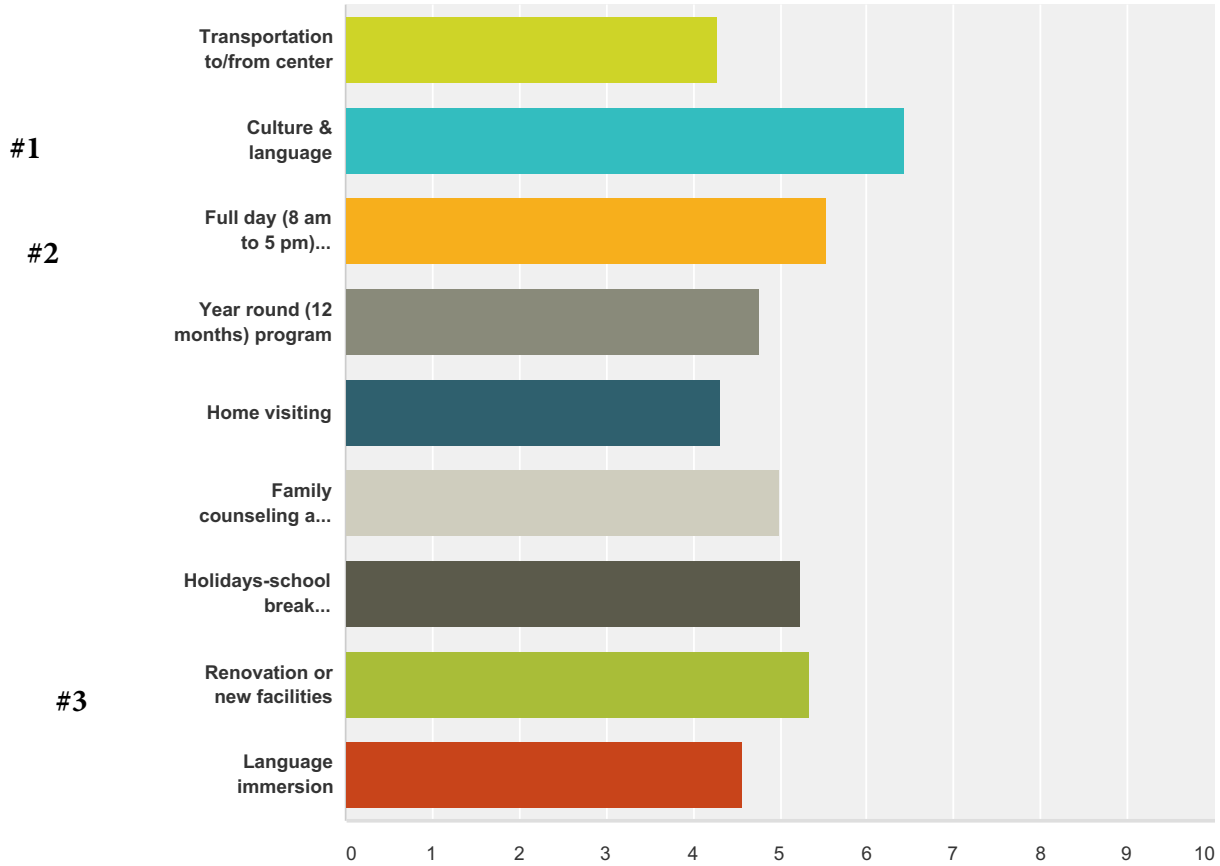
	Not needed	(no label)	(no label)	(no label)	Ok	(no label)	(no label)	(no label)	(no label)	Most needed	Total	Weighted Average
	6.25%	2.08%	0.00%	4.17%	20.83%	6.25%	4.17%	12.50%	8.33%	35.42%	48	7.27
	3	1	0	2	10	3	2	6	4	17		
#2	0.00%	4.17%	0.00%	2.08%	14.58%	2.08%	16.67%	6.25%	8.33%	45.83%	48	8.02
	0	2	0	1	7	1	8	3	4	22		
	10.20%	6.12%	14.29%	4.08%	26.53%	2.04%	6.12%	4.08%	0.00%	26.53%	49	5.67
	5	3	7	2	13	1	3	2	0	13		
	10.42%	8.33%	10.42%	2.08%	20.83%	4.17%	12.50%	6.25%	0.00%	25.00%	48	5.83
	5	4	5	1	10	2	6	3	0	12		

Parent Survey - Kawerak Head Start/Early Head Start/Childcare Partnership

#1	More parent training and support	2.08% 1	6.25% 3	4.17% 2	10.42% 5	27.08% 13	4.17% 2	10.42% 5	4.17% 2	10.42% 5	20.83% 10	48	6.38
	More culture and language	0.00% 0	2.08% 1	0.00% 0	0.00% 0	12.50% 6	6.25% 3	12.50% 6	4.17% 2	8.33% 4	54.17% 26	48	8.42
#3	More space facilities	0.00% 0	2.08% 1	4.17% 2	2.08% 1	25.00% 12	12.50% 6	6.25% 3	6.25% 3	4.17% 2	37.50% 18	48	7.31
	More community/family activities	0.00% 0	0.00% 0	4.26% 2	4.26% 2	27.66% 13	8.51% 4	10.64% 5	12.77% 6	8.51% 4	23.40% 11	47	7.06
	More home visiting for birth to 3 years	17.02% 8	2.13% 1	14.89% 7	10.64% 5	29.79% 14	4.26% 2	4.26% 2	6.38% 3	6.38% 3	4.26% 2	47	4.64
	More home visiting for 4-5 years	17.02% 8	4.26% 2	14.89% 7	12.77% 6	31.91% 15	2.13% 1	6.38% 3	6.38% 3	2.13% 1	2.13% 1	47	4.30
	Other	50.00% 3	16.67% 1	0.00% 0	0.00% 0	0.00% 0	0.00% 0	16.67% 1	0.00% 0	0.00% 0	16.67% 1	6	3.67

Q19 Please rank & prioritize from highest (#1) to lowest for future program development

Answered: 48 Skipped: 5



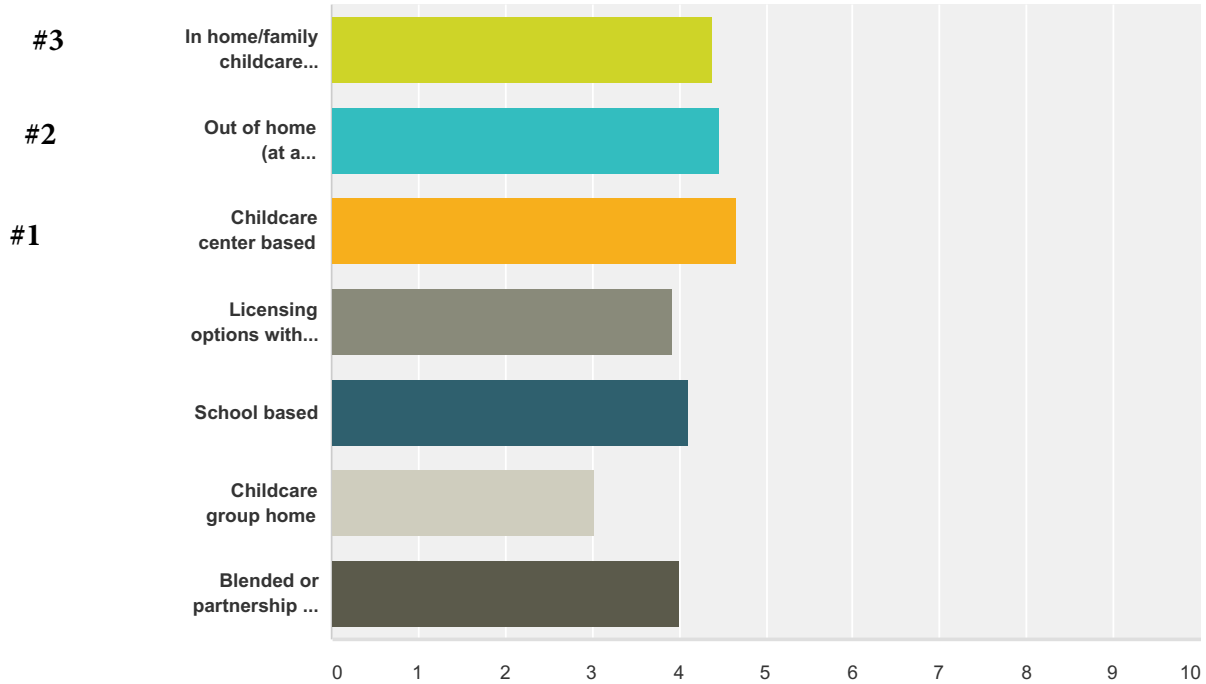
	1	2	3	4	5	6	7	8	9	Total	Score
#1	20.00% 8	0.00% 0	2.50% 1	5.00% 2	15.00% 6	7.50% 3	20.00% 8	5.00% 2	25.00% 10	40	4.28
#2	13.95% 6	32.56% 14	11.63% 5	13.95% 6	4.65% 2	6.98% 3	9.30% 4	4.65% 2	2.33% 1	43	6.42
#2	15.00% 6	15.00% 6	10.00% 4	12.50% 5	10.00% 4	12.50% 5	7.50% 3	12.50% 5	5.00% 2	40	5.53
	12.20% 5	19.51% 8	4.88% 2	2.44% 1	12.20% 5	4.88% 2	12.20% 5	12.20% 5	19.51% 8	41	4.76
	7.32% 3	2.44% 1	2.44% 1	24.39% 10	7.32% 3	19.51% 8	7.32% 3	17.07% 7	12.20% 5	41	4.32
	4.55% 2	4.55% 2	25.00% 11	11.36% 5	11.36% 5	13.64% 6	13.64% 6	9.09% 4	6.82% 3	44	4.98
	6.67% 3	8.89% 4	15.56% 7	11.11% 5	20.00% 9	17.78% 8	8.89% 4	8.89% 4	2.22% 1	45	5.24
#3	23.26% 10	4.65% 2	13.95% 6	11.63% 5	2.33% 1	9.30% 4	11.63% 5	13.95% 6	9.30% 4	43	5.35

Parent Survey - Kawerak Head Start/Early Head Start/Childcare Partnership

Language immersion	4.26% 2	6.38% 3	14.89% 7	10.64% 5	19.15% 9	10.64% 5	8.51% 4	10.64% 5	14.89% 7	47	4.57
--------------------	-------------------	-------------------	--------------------	--------------------	--------------------	--------------------	-------------------	--------------------	--------------------	----	------

Q20 Please rank the childcare options that best fit you & your community from best (#1) to least if they were available

Answered: 47 Skipped: 6



		1	2	3	4	5	6	7	Total	Score
#3	In home/family childcare services	25.64% 10	12.82% 5	12.82% 5	17.95% 7	2.56% 1	10.26% 4	17.95% 7	39	4.38
#2	Out of home (at a childcare-babysitter home)	19.44% 7	19.44% 7	13.89% 5	13.89% 5	13.89% 5	8.33% 3	11.11% 4	36	4.47
#1	Childcare center based	16.22% 6	18.92% 7	27.03% 10	13.51% 5	8.11% 3	8.11% 3	8.11% 3	37	4.65
	Licensing options with childcare services	13.51% 5	8.11% 3	8.11% 3	29.73% 11	21.62% 8	5.41% 2	13.51% 5	37	3.92
	School based	16.67% 7	11.90% 5	11.90% 5	14.29% 6	21.43% 9	19.05% 8	4.76% 2	42	4.12
	Childcare group home	0.00% 0	5.13% 2	17.95% 7	10.26% 4	25.64% 10	23.08% 9	17.95% 7	39	3.03
	Blended or partnership of childcare and Head Start	16.28% 7	23.26% 10	11.63% 5	2.33% 1	9.30% 4	13.95% 6	23.26% 10	43	4.00

Q21 Do you have any other comments, questions, or concerns?

Answered: 10 Skipped: 43

Teachers need to greet each child as they arrive to school to feel welcome, not tense, all teachers! As well as to parents. Not a warm environment for students when there not greeted. Thus child end up unhappy and difficult to teach. No child going to school should feel insecure and not safe.

Improvements can be made: (1) lesson plans need to be prepared to teach. Teachers can take the time after school to prepare. Back up lessons plan for subs. (2) Greet students faithfully, making them feel welcome and safe. (3) Questionable lunch program now participants of enrolled students free lunch? Parents could be invited occasionally to eat with students enrolled. (4) Newsletters printed clearly before sending home. (5) When parents ask questions, response should be given not redirecting parents to the newsletter. (6) Treat all students with dignity and respect regardless-goal is to educate. We all have our differences-set aside and treat all students with respect.

Nome has several good in-home childcare businesses. However, they are often at capacity. A major benefit of a facility is regularity & space. The current hs/ehs center has nice large rooms, a large indoor gym & a large fenced outdoor playground. Fresh air & room to move are extremely important for child health and development.

Adequate staffing and dependability for Monday thru Friday childcare/Headstart delivery is a need for working families.

Shaktoolik has wonderful head start teachers and programs! keep it up!

Providing daycare would be fantastic as it is very difficult and expensive to pay for babysitters in the village while I am at work.

Transportation is a huge problem for our center. We have no bus for our residents at New site that can benefit from it.

In village childcare is rarely available or reliable

Q22 Optional Entry for Drawing Include your Name and Contact Phone Number for entry to the drawing (will be confidential) Prizes have been donated by regional businesses

Answered: 45 Skipped: 8

Names held confidential and not released with survey results.

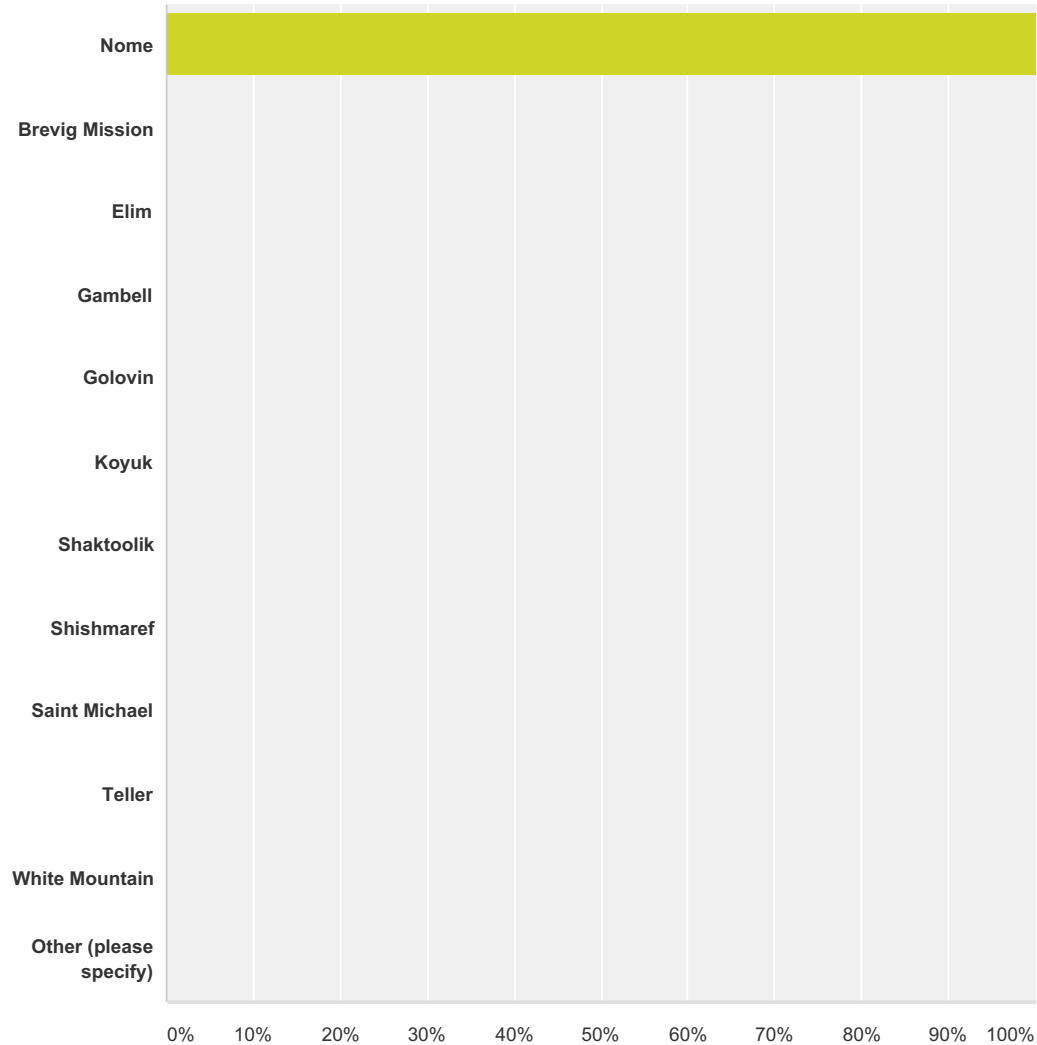
Drawing conducted by Northwest Planning and Grants Development, independent project consultant.

The drawing was held on May 27, 2016, with the Kawerak staff.

Nome Parent Survey
(filter/sub-set)

Q1 Please select your community which Kawerak Head Start/Early Head Start/Childcare Partnership operates

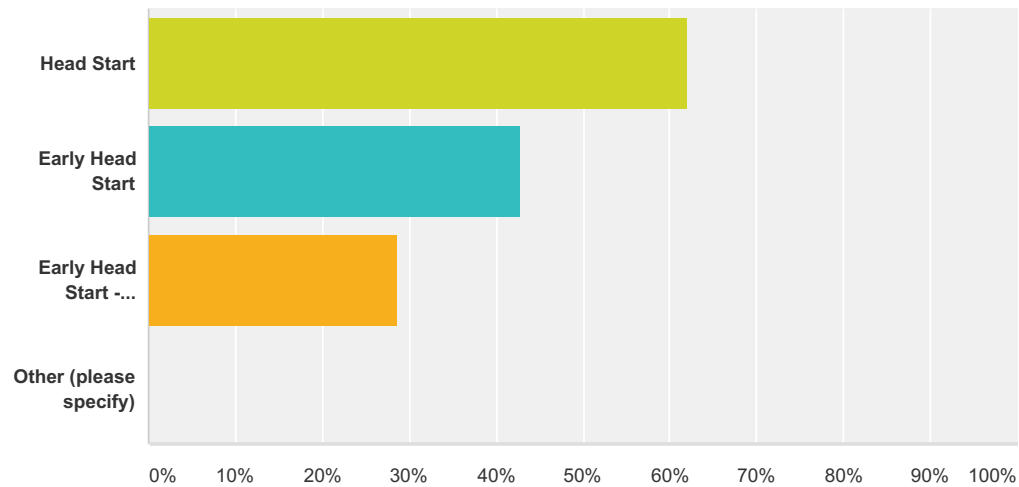
Answered: 21 Skipped: 0



Answer Choices	Responses	
Nome	100.00%	21
Brevig Mission	0.00%	0
Elim	0.00%	0
Gambell	0.00%	0
Golovin	0.00%	0
Koyuk	0.00%	0
Shaktoolik	0.00%	0
Shishmaref	0.00%	0

Q2 Select the programs your children or family members participate with Kawerak

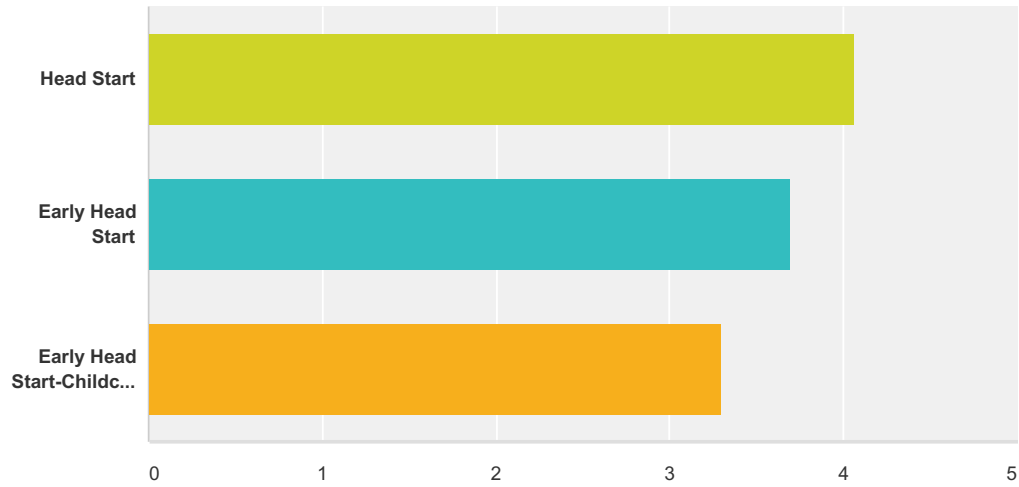
Answered: 21 Skipped: 0



Answer Choices	Responses	
Head Start	61.90%	13
Early Head Start	42.86%	9
Early Head Start - Childcare Partnership	28.57%	6
Other (please specify)	0.00%	0
Total Respondents: 21		

Q3 Overall, how happy & satisfied are you as a parent or family member with Kawerak programs? (You may skip a program if doesn't apply)

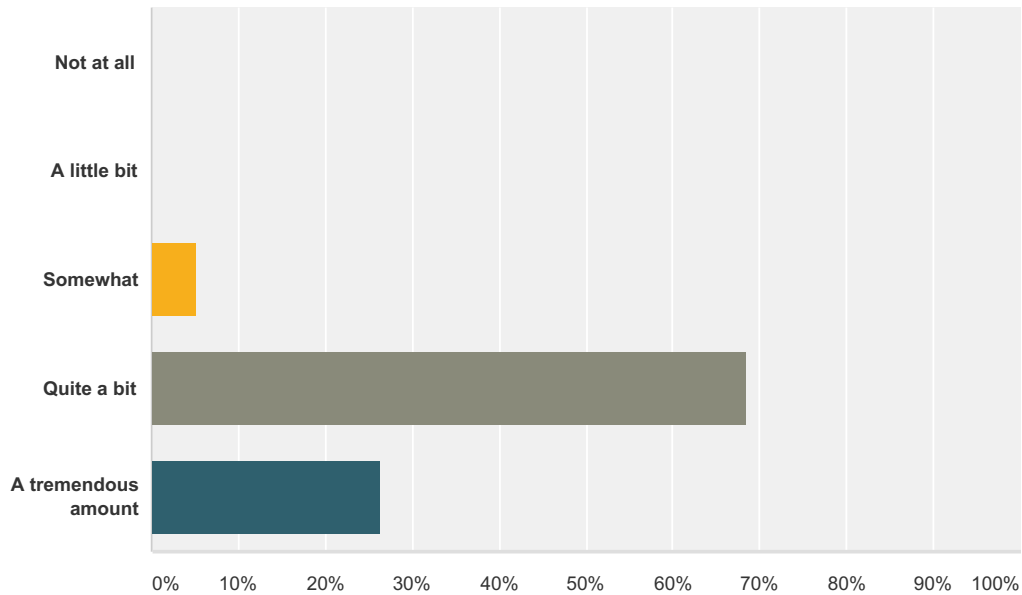
Answered: 21 Skipped: 0



	Unhappy & unsatisfied	(no label)	Ok	(no label)	Most happy & satisfied	Total	Weighted Average
Head Start	0.00% 0	0.00% 0	29.41% 5	35.29% 6	35.29% 6	17	4.06
Early Head Start	0.00% 0	10.00% 1	50.00% 5	0.00% 0	40.00% 4	10	3.70
Early Head Start-Childcare Partnership	10.00% 1	0.00% 0	50.00% 5	30.00% 3	10.00% 1	10	3.30

Q4 To what extent do you think that your children enjoy going to Head Start/Early Head Start/Childcare Partnership?

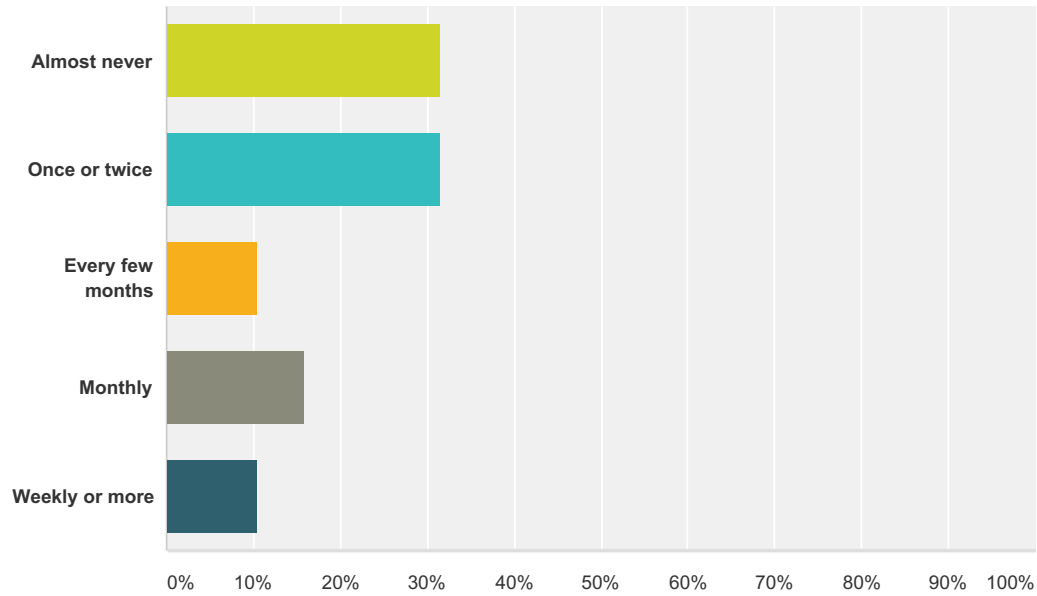
Answered: 19 Skipped: 2



Answer Choices	Responses
Not at all	0.00% 0
A little bit	0.00% 0
Somewhat	5.26% 1
Quite a bit	68.42% 13
A tremendous amount	26.32% 5
Total	19

Q5 In the past year, how often have you or your family volunteered or helped out with Head Start/Early Head Start/Childcare Partnership programs?

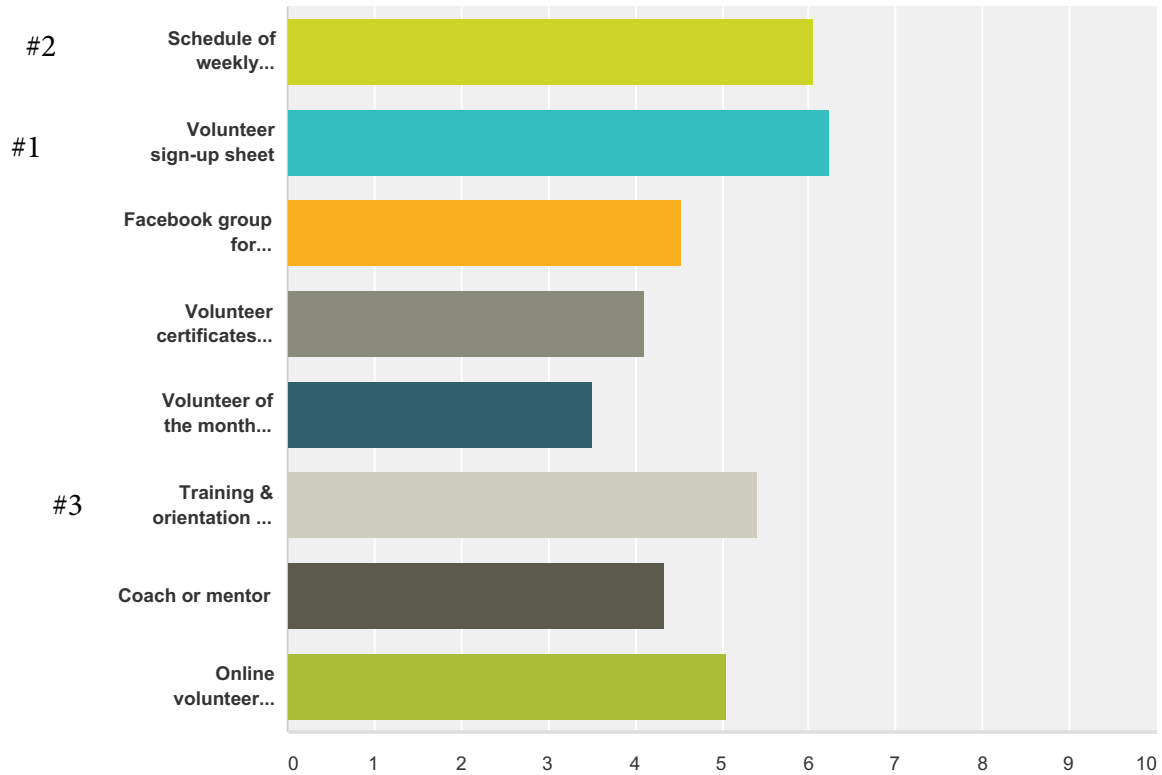
Answered: 19 Skipped: 2



Answer Choices	Responses	
Almost never	31.58%	6
Once or twice	31.58%	6
Every few months	10.53%	2
Monthly	15.79%	3
Weekly or more	10.53%	2
Total		19

Q6 Which of the following would support your volunteering with Head Start/Early Head Start/Childcare Partnership programs?

Answered: 18 Skipped: 3



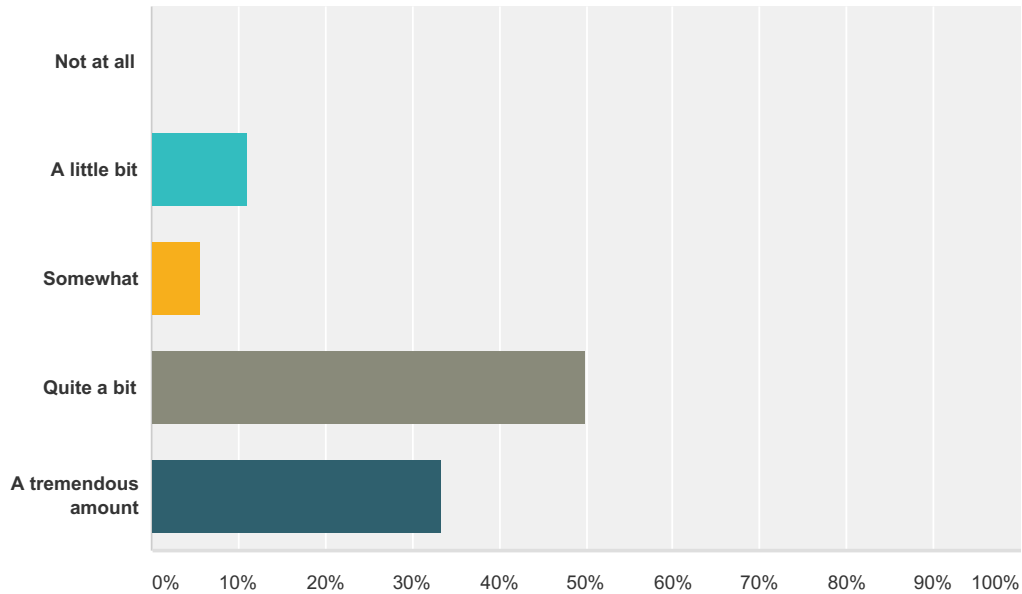
		Not at all supportive	(no label)	(no label)	(no label)	Ok	(no label)	(no label)	(no label)	(no label)	Best & most supportive	Total	Weighted Average
#2	Schedule of weekly volunteering time & tasks	0.00% 0	11.76% 2	5.88% 1	11.76% 2	23.53% 4	5.88% 1	11.76% 2	0.00% 0	11.76% 2	17.65% 3	17	6.06
#1	Volunteer sign-up sheet	0.00% 0	5.88% 1	0.00% 0	5.88% 1	41.18% 7	11.76% 2	5.88% 1	5.88% 1	11.76% 2	11.76% 2	17	6.24
	Facebook group for volunteering & photos	17.65% 3	11.76% 2	0.00% 0	5.88% 1	41.18% 7	0.00% 0	17.65% 3	0.00% 0	0.00% 0	5.88% 1	17	4.53
	Volunteer certificates to recognize	22.22% 4	11.11% 2	22.22% 4	5.56% 1	16.67% 3	0.00% 0	0.00% 0	11.11% 2	5.56% 1	5.56% 1	18	4.11
	Volunteer of the month recognition	27.78% 5	11.11% 2	16.67% 3	11.11% 2	22.22% 4	0.00% 0	0.00% 0	5.56% 1	5.56% 1	0.00% 0	18	3.50

Parent Survey - Kawerak Head Start/Early Head Start/Childcare Partnership

#3	Training & orientation for volunteering	17.65% 3	0.00% 0	11.76% 2	11.76% 2	11.76% 2	5.88% 1	17.65% 3	5.88% 1	0.00% 0	17.65% 3	17	5.41
	Coach or mentor	17.65% 3	0.00% 0	11.76% 2	23.53% 4	23.53% 4	5.88% 1	5.88% 1	11.76% 2	0.00% 0	0.00% 0	17	4.35
	Online volunteer timesheet	17.65% 3	5.88% 1	5.88% 1	17.65% 3	23.53% 4	0.00% 0	5.88% 1	0.00% 0	5.88% 1	17.65% 3	17	5.06

Q7 In your opinion, what educational difference does Head Start/Early Head Start/Childcare Partnership make with your children?

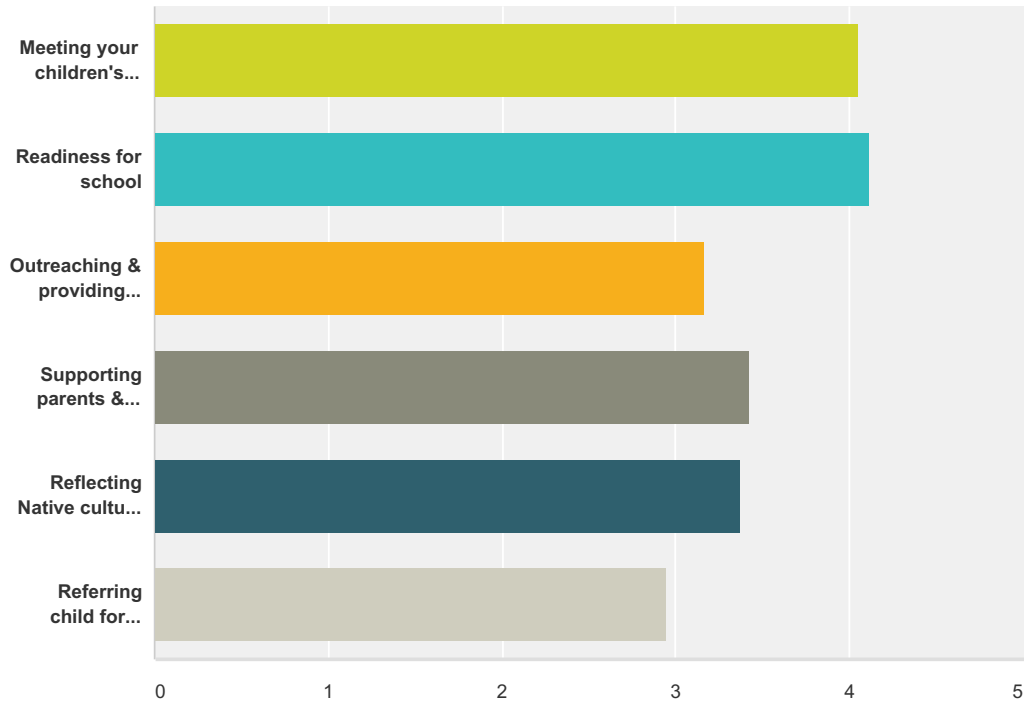
Answered: 18 Skipped: 3



Answer Choices	Responses	
Not at all	0.00%	0
A little bit	11.11%	2
Somewhat	5.56%	1
Quite a bit	50.00%	9
A tremendous amount	33.33%	6
Total		18

**Q8 What impact or difference in your life
has the Head Start/Early Head
Start/Childcare Partnership programs
made in the following activities with you as
a parent or with your child?**

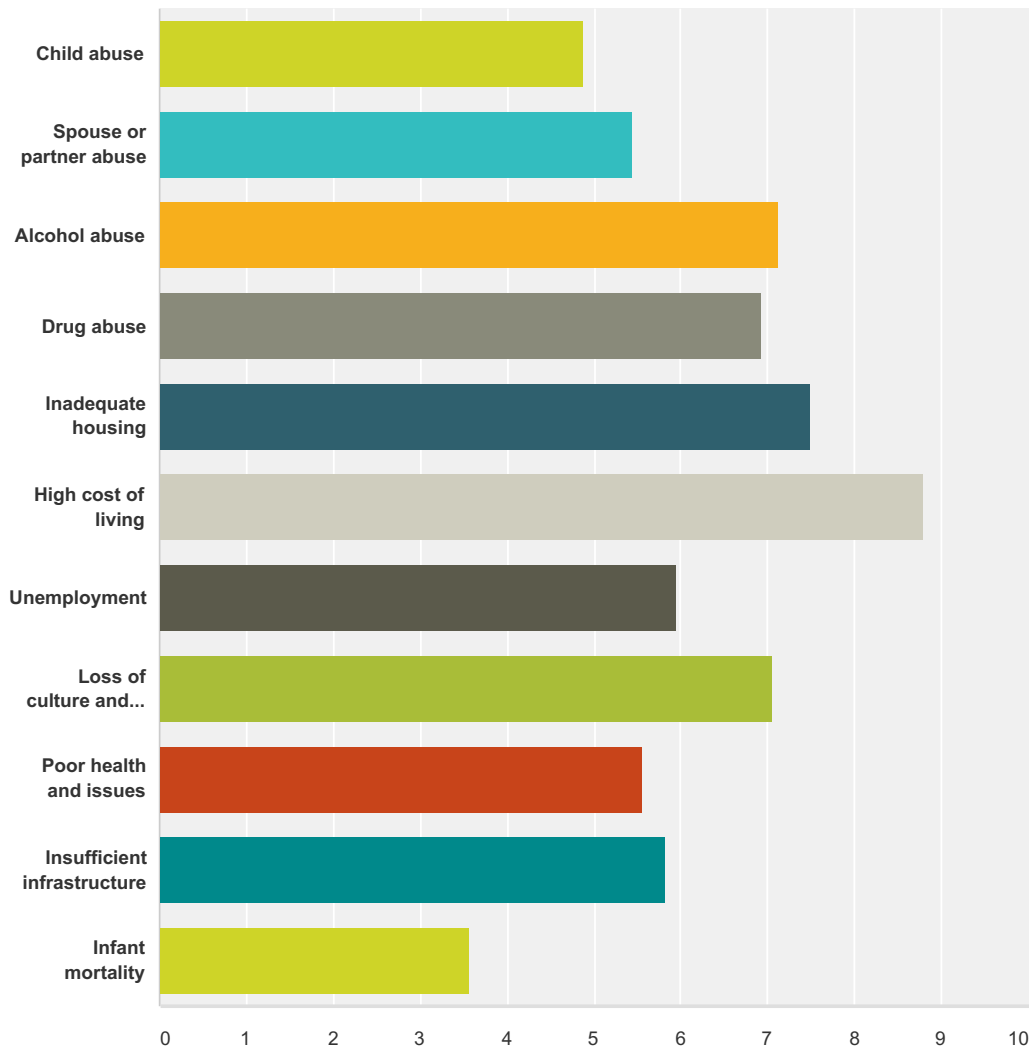
Answered: 19 Skipped: 2



		No impact at all	Slight impact	Somewhat of an impact	Quite an impact	Big impact	Total	Weighted Average
#2	Meeting your children's learning needs	0.00% 0	5.26% 1	10.53% 2	57.89% 11	26.32% 5	19	4.05
#1	Readiness for school	0.00% 0	5.26% 1	10.53% 2	52.63% 10	31.58% 6	19	4.11
	Outreaching & providing information to parents & families	0.00% 0	21.05% 4	47.37% 9	26.32% 5	5.26% 1	19	3.16
#3	Supporting parents & families	0.00% 0	10.53% 2	42.11% 8	42.11% 8	5.26% 1	19	3.42
	Reflecting Native culture in child's education	5.26% 1	15.79% 3	31.58% 6	31.58% 6	15.79% 3	19	3.37
	Referring child for services	5.56% 1	22.22% 4	50.00% 9	16.67% 3	5.56% 1	18	2.94

Q10 Rate the following community problems from highest impact to lowest

Answered: 19 Skipped: 2



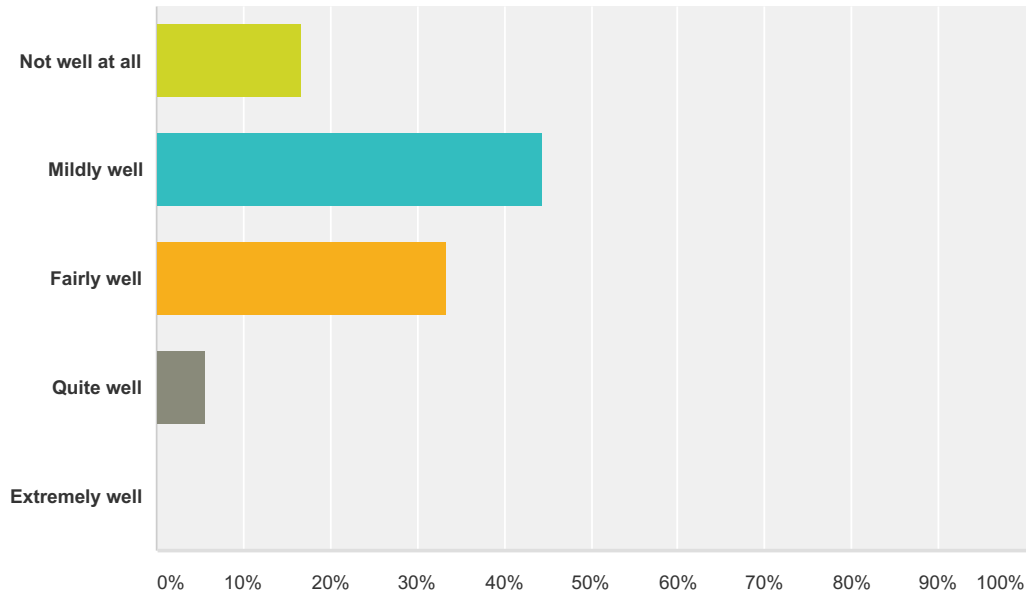
	Low impact	(no label)	(no label)	(no label)	Medium impact	(no label)	(no label)	(no label)	(no label)	High impact	Total	Weighted Average
	5.56%	16.67%	22.22%	5.56%	16.67%	0.00%	11.11%	11.11%	0.00%	11.11%	18	4.89
	1	3	4	1	3	0	2	2	0	2	18	4.89
	11.11%	5.56%	22.22%	5.56%	11.11%	0.00%	11.11%	11.11%	11.11%	11.11%	18	5.44
	2	1	4	1	2	0	2	2	2	2	18	5.44
#3	15.79%	5.26%	0.00%	0.00%	15.79%	0.00%	0.00%	10.53%	5.26%	47.37%	19	7.11
	3	1	0	0	3	0	0	2	1	9	19	7.11
	16.67%	0.00%	11.11%	0.00%	5.56%	0.00%	5.56%	11.11%	11.11%	38.89%	18	6.94
	3	0	2	0	1	0	1	2	2	7	18	6.94
#2	0.00%	0.00%	11.11%	5.56%	5.56%	11.11%	5.56%	22.22%	5.56%	33.33%	18	7.50
	0	0	2	1	1	2	1	4	1	6	18	7.50
#1	0.00%	0.00%	0.00%	0.00%	11.11%	11.11%	0.00%	5.56%	11.11%	61.11%	18	8.78
	0	0	0	0	2	2	0	1	2	11	18	8.78

Parent Survey - Kawerak Head Start/Early Head Start/Childcare Partnership

Unemployment	0.00% 0	5.56% 1	5.56% 1	22.22% 4	11.11% 2	16.67% 3	16.67% 3	5.56% 1	5.56% 1	11.11% 2	18	5.94
Loss of culture and language	0.00% 0	11.11% 2	0.00% 0	0.00% 0	16.67% 3	11.11% 2	11.11% 2	16.67% 3	11.11% 2	22.22% 4	18	7.06
Poor health and issues	0.00% 0	16.67% 3	16.67% 3	5.56% 1	11.11% 2	16.67% 3	0.00% 0	16.67% 3	5.56% 1	11.11% 2	18	5.56
Insufficient infrastructure	0.00% 0	5.56% 1	22.22% 4	11.11% 2	11.11% 2	5.56% 1	11.11% 2	11.11% 2	16.67% 3	5.56% 1	18	5.83
Infant mortality	22.22% 4	16.67% 3	27.78% 5	0.00% 0	5.56% 1	11.11% 2	11.11% 2	5.56% 1	0.00% 0	0.00% 0	18	3.56

Q11 How well do Head Start/Early Head Start/Childcare Partnership teachers and staff address community problems with your children and parents/families?

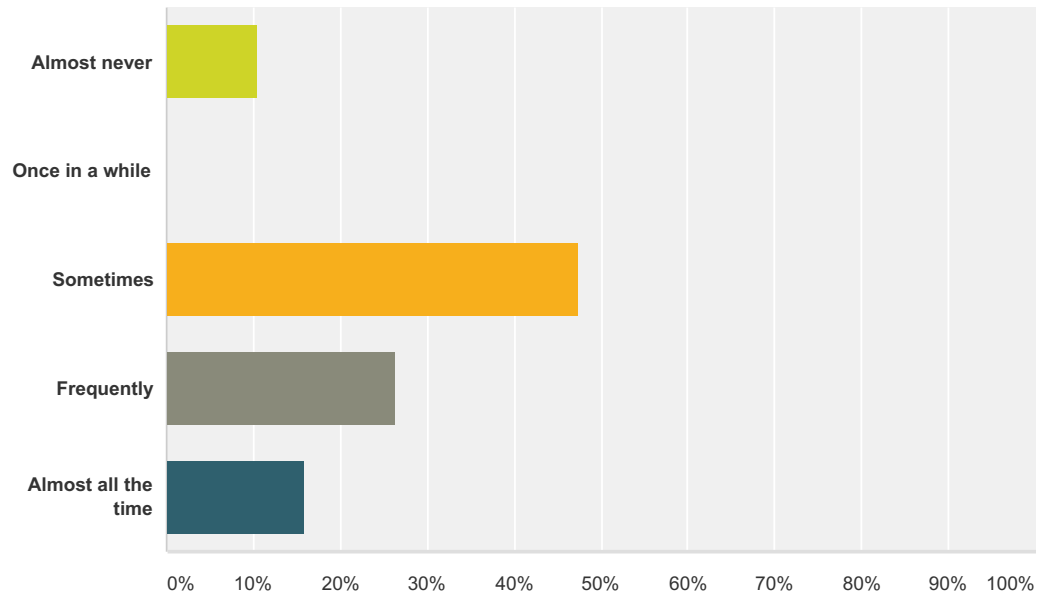
Answered: 18 Skipped: 3



Answer Choices	Responses	
Not well at all	16.67%	3
Mildly well	44.44%	8
Fairly well	33.33%	6
Quite well	5.56%	1
Extremely well	0.00%	0
Total		18

Q12 How regularly do community problems affect early childhood education and child care programs?

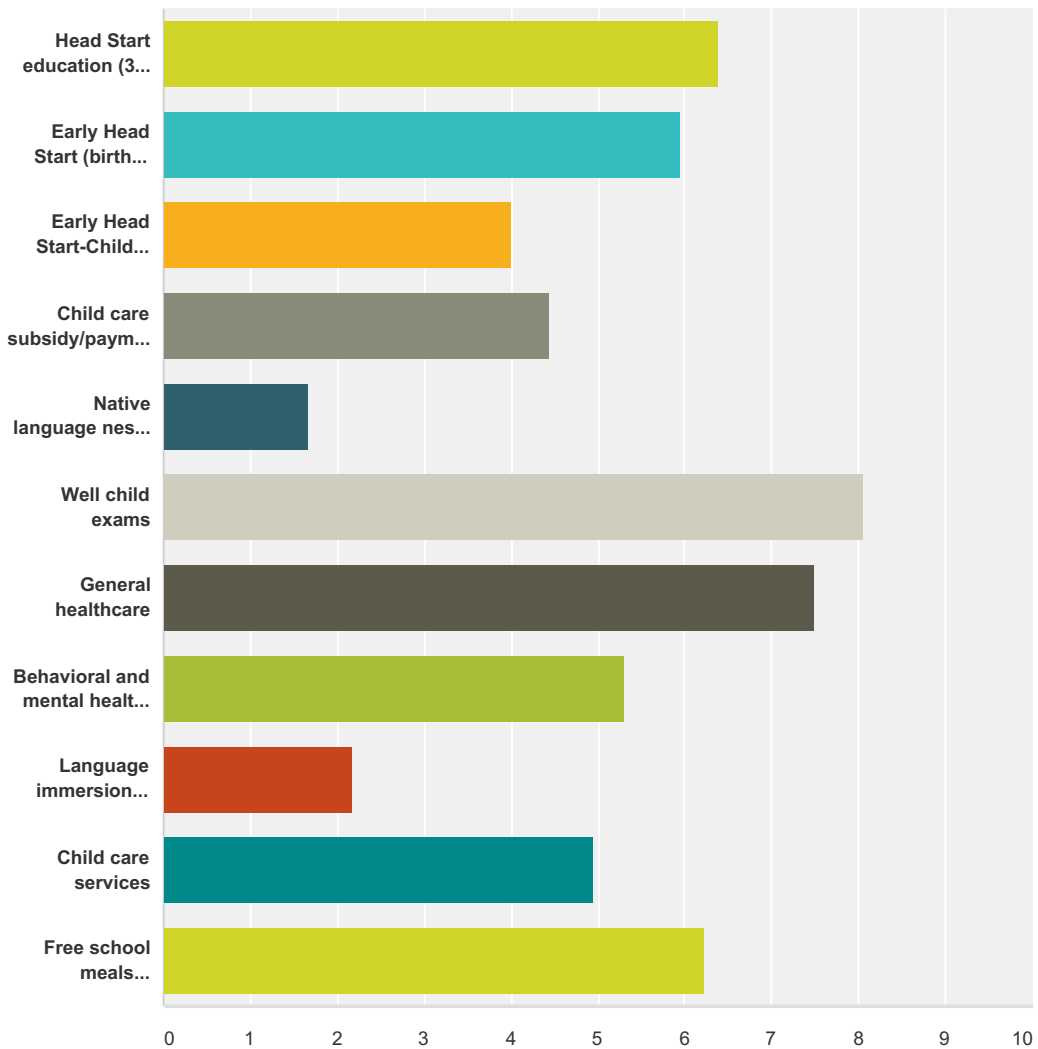
Answered: 19 Skipped: 2



Answer Choices	Responses
Almost never	10.53% 2
Once in a while	0.00% 0
Sometimes	47.37% 9
Frequently	26.32% 5
Almost all the time	15.79% 3
Total	19

Q14 How knowledgeable are you of the following resources in your community?

Answered: 18 Skipped: 3



	Not knowledgeable	N/A	Generally knowledgeable	Very knowledgeable	Total	Weighted Average
Head Start education (3-5 years)	0.00% 0	0.00% 0	72.22% 13	27.78% 5	18	6.39
Early Head Start (birth to 3 years)	5.56% 1	5.56% 1	66.67% 12	22.22% 4	18	5.94
Early Head Start-Child Care Partnership	38.89% 7	0.00% 0	50.00% 9	11.11% 2	18	4.00
Child care subsidy/payment program	27.78% 5	0.00% 0	61.11% 11	11.11% 2	18	4.44
Native language nests (birth to 7 years)	83.33% 15	0.00% 0	16.67% 3	0.00% 0	18	1.67
Well child exams	0.00% 0	0.00% 0	38.89% 7	61.11% 11	18	8.06

Least

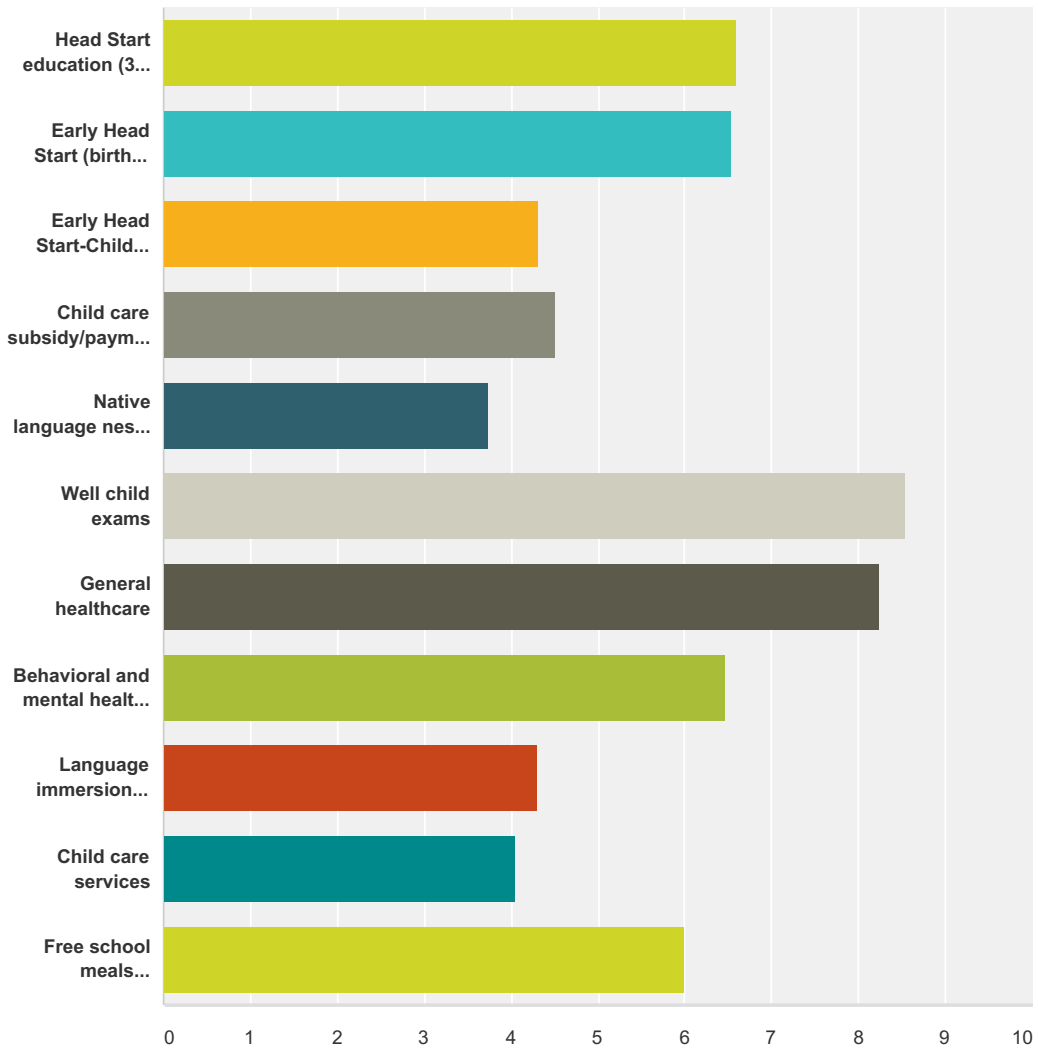
Most

Parent Survey - Kawerak Head Start/Early Head Start/Childcare Partnership

General healthcare	0.00% 0	0.00% 0	50.00% 9	50.00% 9	18	7.50
Behavioral and mental health care	27.78% 5	11.11% 2	33.33% 6	27.78% 5	18	5.31
Language immersion education (Pre-K-1)	66.67% 12	5.56% 1	27.78% 5	0.00% 0	18	2.18
Child care services	22.22% 4	11.11% 2	50.00% 9	16.67% 3	18	4.94
Free school meals (breakfast & lunch)	11.11% 2	0.00% 0	55.56% 10	33.33% 6	18	6.22

Q15 In your opinion, how accessible & available are the following resources to you as a parent or family member?

Answered: 18 Skipped: 3



	Not accessible & available	N/A	Generally accessible & available	Very accessible & available	Total	Weighted Average
Head Start education (3-5 years)	11.11% 2	5.56% 1	44.44% 8	38.89% 7	18	6.59
Early Head Start (birth to 3 years)	5.56% 1	5.56% 1	55.56% 10	33.33% 6	18	6.53
Early Head Start-Child Care Partnership	29.41% 5	11.76% 2	47.06% 8	11.76% 2	17	4.33
Child care subsidy/payment program	16.67% 3	22.22% 4	55.56% 10	5.56% 1	18	4.50
Native language nests (birth to 7 years)	33.33% 6	16.67% 3	44.44% 8	5.56% 1	18	3.73

Least

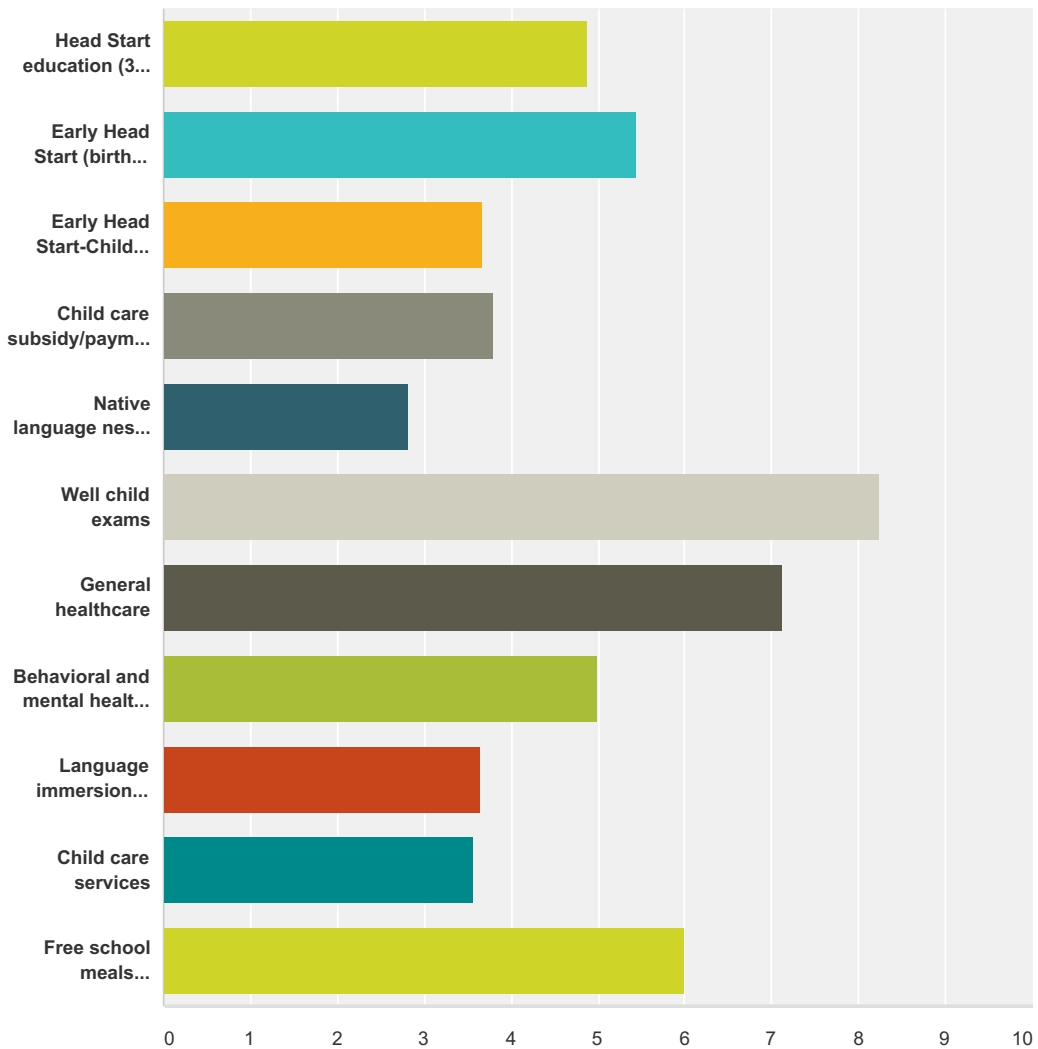
Parent Survey - Kawerak Head Start/Early Head Start/Childcare Partnership

Most

Well child exams	0.00% 0	5.56% 1	27.78% 5	66.67% 12	18	8.53
General healthcare	0.00% 0	5.56% 1	33.33% 6	61.11% 11	18	8.24
Behavioral and mental health care	11.11% 2	16.67% 3	38.89% 7	33.33% 6	18	6.47
Language immersion education (Pre-K-1)	22.22% 4	11.11% 2	61.11% 11	5.56% 1	18	4.31
Child care services	27.78% 5	11.11% 2	55.56% 10	5.56% 1	18	4.06
Free school meals (breakfast & lunch)	11.11% 2	5.56% 1	55.56% 10	27.78% 5	18	6.00

Q16 In your opinion, how adequate are the following resources in your community?

Answered: 18 Skipped: 3



	Not adequate or enough	N/A	Generally adequate or enough	Very adequate or enough	Total	Weighted Average
Head Start education (3-5 years)	16.67% 3	5.56% 1	66.67% 12	11.11% 2	18	4.88
Early Head Start (birth to 3 years)	11.76% 2	5.88% 1	64.71% 11	17.65% 3	17	5.44
Early Head Start-Child Care Partnership	27.78% 5	16.67% 3	55.56% 10	0.00% 0	18	3.67
Child care subsidy/payment program	35.29% 6	5.88% 1	52.94% 9	5.88% 1	17	3.81
Native language nests (birth to 7 years)	55.56% 10	11.11% 2	27.78% 5	5.56% 1	18	2.81
Well child exams	0.00% 0	0.00% 0	35.29% 6	64.71% 11	17	8.24

Least

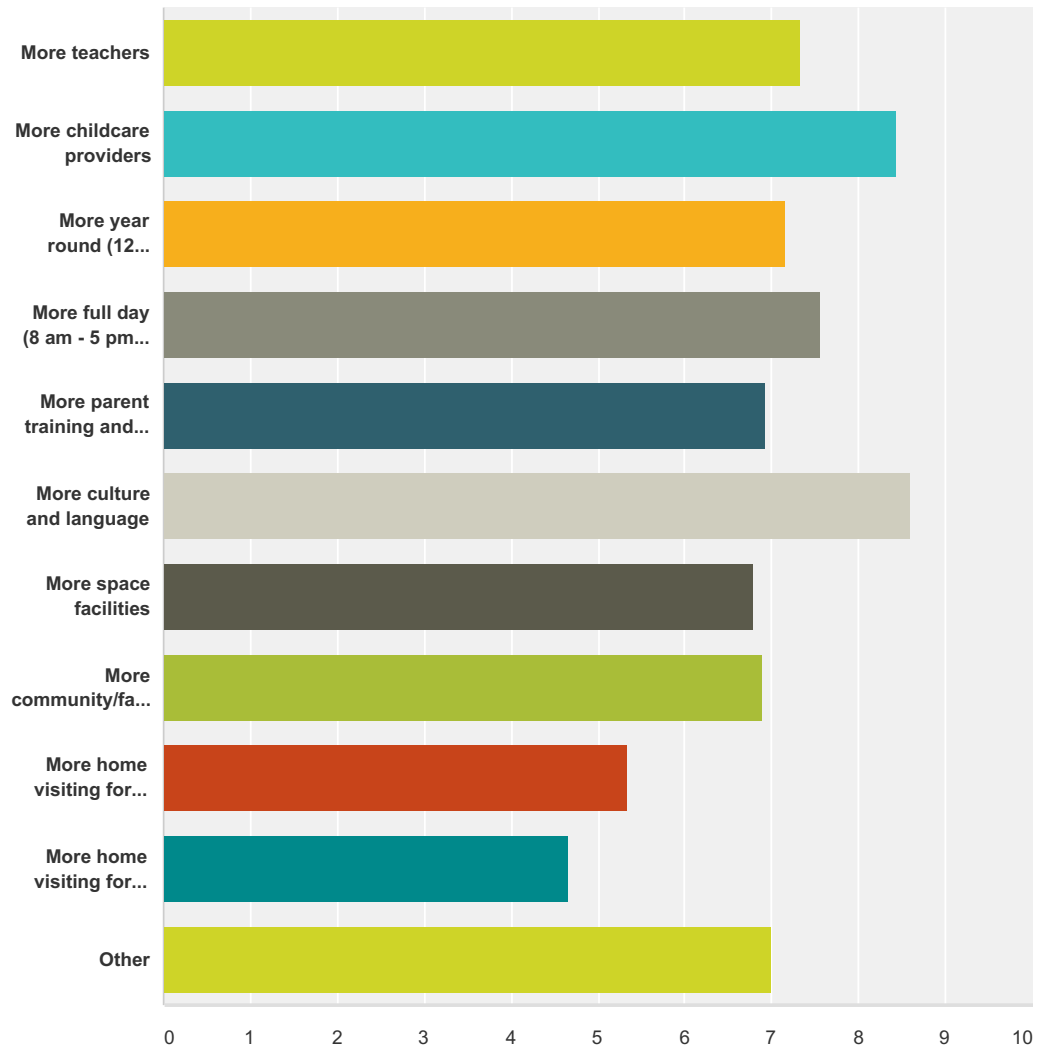
Most

Parent Survey - Kawerak Head Start/Early Head Start/Childcare Partnership

General healthcare	5.56% 1	5.56% 1	44.44% 8	44.44% 8	18	7.12
Behavioral and mental health care	27.78% 5	5.56% 1	44.44% 8	22.22% 4	18	5.00
Language immersion education (Pre-K-1)	38.89% 7	5.56% 1	50.00% 9	5.56% 1	18	3.65
Child care services	38.89% 7	11.11% 2	44.44% 8	5.56% 1	18	3.56
Free school meals (breakfast & lunch)	11.11% 2	5.56% 1	55.56% 10	27.78% 5	18	6.00

Q18 What resources are most needed in your community for early childhood education?

Answered: 18 Skipped: 3



		Not needed	(no label)	(no label)	(no label)	Ok	(no label)	(no label)	(no label)	(no label)	Most needed	Total	Weighted Average
#2	More teachers	0.00% 0	5.56% 1	0.00% 0	11.11% 2	16.67% 3	5.56% 1	11.11% 2	5.56% 1	5.56% 1	38.89% 7	18	7.33
	More childcare providers	0.00% 0	5.56% 1	0.00% 0	5.56% 1	5.56% 1	0.00% 0	16.67% 3	0.00% 0	0.00% 0	66.67% 12	18	8.44
	More year round (12 months) Head Start & Early Head Start services	5.56% 1	0.00% 0	5.56% 1	11.11% 2	16.67% 3	0.00% 0	11.11% 2	5.56% 1	0.00% 0	44.44% 8	18	7.17
#3	More full day (8 am - 5 pm) Head Start & Early services	5.56% 1	0.00% 0	11.11% 2	5.56% 1	5.56% 1	0.00% 0	11.11% 2	11.11% 2	0.00% 0	50.00% 9	18	7.56

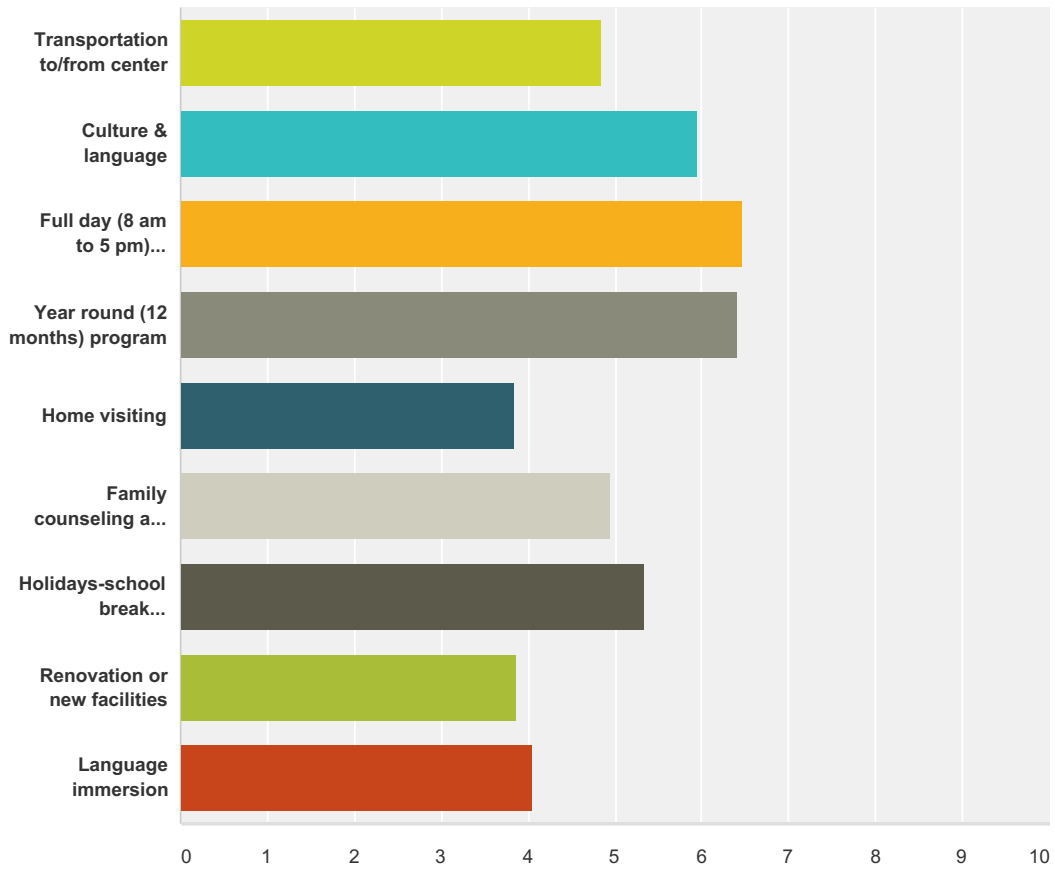
Parent Survey - Kawerak Head Start/Early Head Start/Childcare Partnership

#1

More parent training and support	0.00% 0	5.56% 1	0.00% 0	11.11% 2	22.22% 4	5.56% 1	11.11% 2	5.56% 1	16.67% 3	22.22% 4	18	6.94
More culture and language	0.00% 0	5.56% 1	0.00% 0	0.00% 0	0.00% 0	5.56% 1	16.67% 3	5.56% 1	11.11% 2	55.56% 10	18	8.61
More space facilities	0.00% 0	5.56% 1	0.00% 0	5.56% 1	16.67% 3	27.78% 5	11.11% 2	5.56% 1	5.56% 1	22.22% 4	18	6.78
More community/family activities	0.00% 0	0.00% 0	5.56% 1	11.11% 2	16.67% 3	16.67% 3	11.11% 2	5.56% 1	11.11% 2	22.22% 4	18	6.89
More home visiting for birth to 3 years	5.88% 1	5.88% 1	17.65% 3	11.76% 2	17.65% 3	5.88% 1	11.76% 2	5.88% 1	11.76% 2	5.88% 1	17	5.35
More home visiting for 4-5 years	5.88% 1	11.76% 2	17.65% 3	17.65% 3	17.65% 3	5.88% 1	11.76% 2	5.88% 1	0.00% 0	5.88% 1	17	4.65
Other	0.00% 0	0.00% 0	0.00% 0	0.00% 0	0.00% 0	0.00% 0	100.00% 1	0.00% 0	0.00% 0	0.00% 0	1	7.00

Q19 Please rank & prioritize from highest (#1) to lowest for future program development

Answered: 18 Skipped: 3



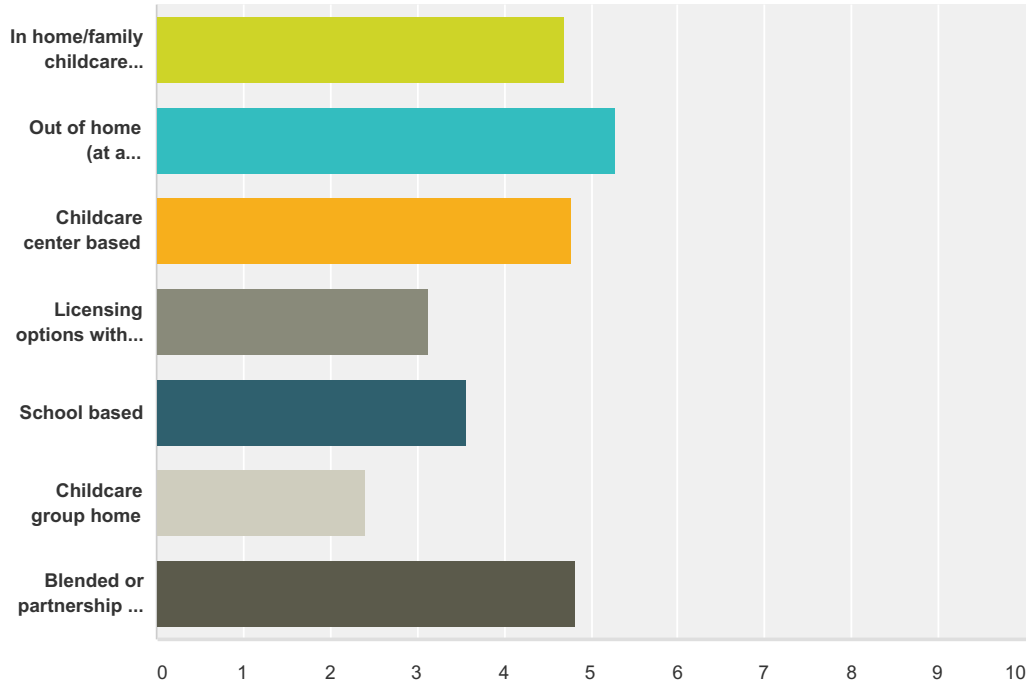
	1	2	3	4	5	6	7	8	9	Total	Score
#3 Transportation to/from center	23.08% 3	0.00% 0	7.69% 1	7.69% 1	23.08% 3	0.00% 0	7.69% 1	7.69% 1	23.08% 3	13	4.85
#3 Culture & language	11.76% 2	29.41% 5	11.76% 2	11.76% 2	5.88% 1	0.00% 0	17.65% 3	5.88% 1	5.88% 1	17	5.94
#1 Full day (8 am to 5 pm) program or childcare	40.00% 6	13.33% 2	0.00% 0	6.67% 1	6.67% 1	13.33% 2	13.33% 2	6.67% 1	0.00% 0	15	6.47
#2 Year round (12 months) program	20.00% 3	40.00% 6	0.00% 0	6.67% 1	6.67% 1	6.67% 1	6.67% 1	6.67% 1	6.67% 1	15	6.40
Home visiting	7.69% 1	0.00% 0	7.69% 1	15.38% 2	7.69% 1	15.38% 2	0.00% 0	23.08% 3	23.08% 3	13	3.85
Family counseling and support	6.25% 1	0.00% 0	31.25% 5	6.25% 1	6.25% 1	18.75% 3	18.75% 3	6.25% 1	6.25% 1	16	4.94
Holidays-school break activities with young children	0.00% 0	5.88% 1	29.41% 5	17.65% 3	17.65% 3	11.76% 2	5.88% 1	11.76% 2	0.00% 0	17	5.35
Renovation or new facilities	6.67% 1	0.00% 0	0.00% 0	20.00% 3	0.00% 0	20.00% 3	26.67% 4	20.00% 3	6.67% 1	15	3.87

Parent Survey - Kawerak Head Start/Early Head Start/Childcare Partnership

Language immersion	0.00% 0	5.88% 1	11.76% 2	11.76% 2	23.53% 4	11.76% 2	0.00% 0	5.88% 1	29.41% 5	17	4.06
--------------------	-------------------	-------------------	--------------------	--------------------	--------------------	--------------------	-------------------	-------------------	--------------------	----	------

Q20 Please rank the childcare options that best fit you & your community from best (#1) to least if they were available

Answered: 18 Skipped: 3

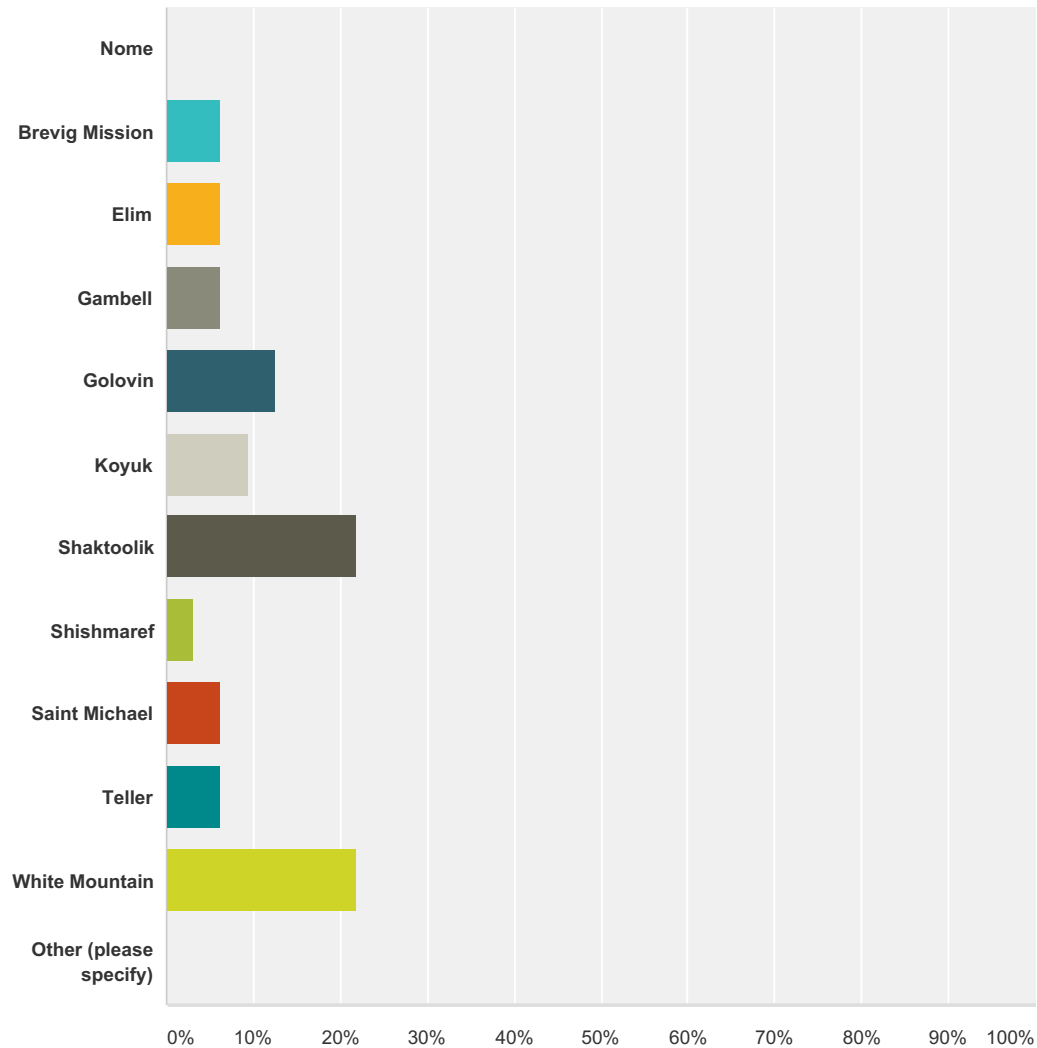


		1	2	3	4	5	6	7	Total	Score
	In home/family childcare services	38.46% 5	15.38% 2	7.69% 1	7.69% 1	0.00% 0	7.69% 1	23.08% 3	13	4.69
#1	Out of home (at a childcare-babysitter home)	28.57% 4	28.57% 4	14.29% 2	7.14% 1	14.29% 2	7.14% 1	0.00% 0	14	5.29
#3	Childcare center based	28.57% 4	7.14% 1	35.71% 5	7.14% 1	0.00% 0	7.14% 1	14.29% 2	14	4.79
	Licensing options with childcare services	0.00% 0	0.00% 0	6.67% 1	40.00% 6	33.33% 5	0.00% 0	20.00% 3	15	3.13
	School based	12.50% 2	6.25% 1	12.50% 2	0.00% 0	37.50% 6	25.00% 4	6.25% 1	16	3.56
	Childcare group home	0.00% 0	0.00% 0	6.67% 1	20.00% 3	6.67% 1	40.00% 6	26.67% 4	15	2.40
#2	Blended or partnership of childcare and Head Start	17.65% 3	35.29% 6	17.65% 3	5.88% 1	5.88% 1	0.00% 0	17.65% 3	17	4.82

Villages Parent survey
(filtered/sub-set)

Q1 Please select your community which Kawerak Head Start/Early Head Start/Childcare Partnership operates

Answered: 32 Skipped: 0



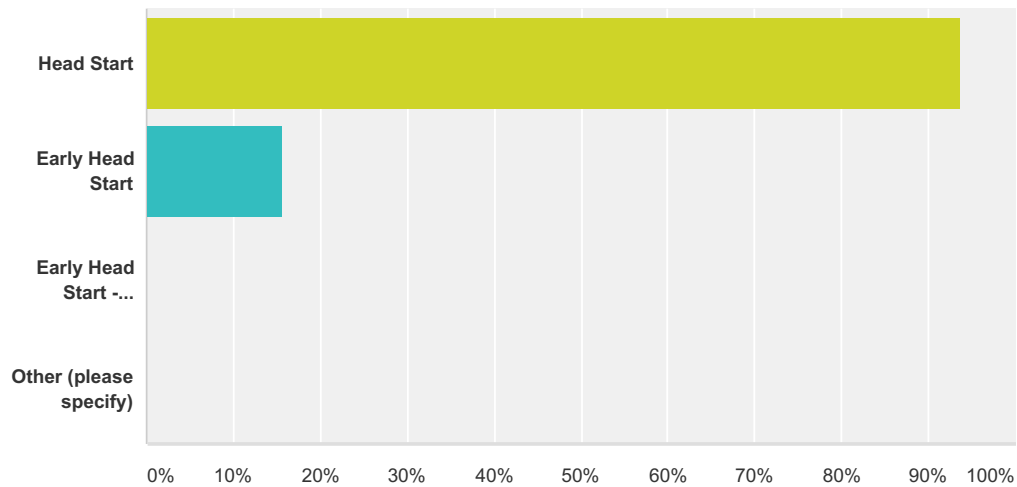
Answer Choices	Responses
Nome	0.00% 0
Brevig Mission	6.25% 2
Elim	6.25% 2
Gambell	6.25% 2
Golovin	12.50% 4
Koyuk	9.38% 3
Shaktoolik	21.88% 7
Shishmaref	3.13% 1

Parent Survey - Kawerak Head Start/Early Head Start/Childcare Partnership

Saint Michael	6.25%	2
Teller	6.25%	2
White Mountain	21.88%	7
Other (please specify)	0.00%	0
Total		32

Q2 Select the programs your children or family members participate with Kawerak

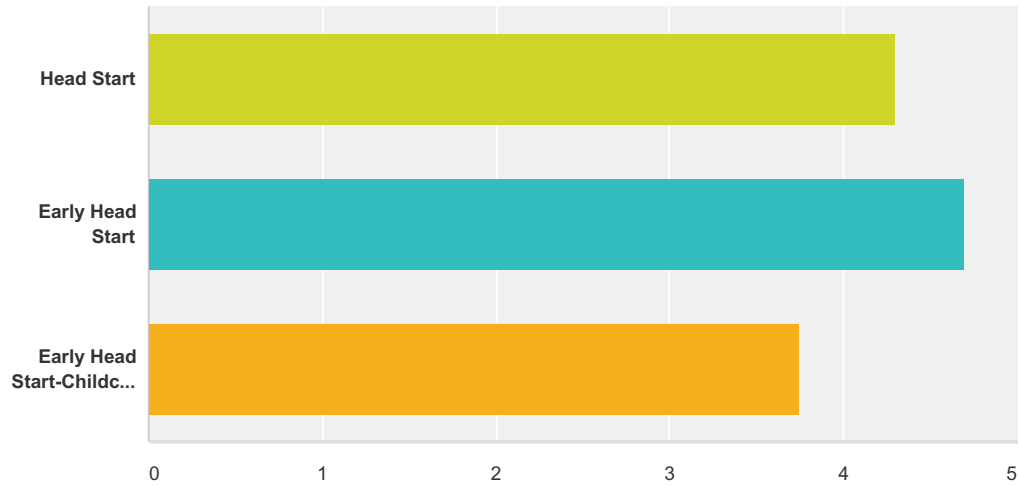
Answered: 32 Skipped: 0



Answer Choices	Responses	
Head Start	93.75%	30
Early Head Start	15.63%	5
Early Head Start - Childcare Partnership	0.00%	0
Other (please specify)	0.00%	0
Total Respondents: 32		

Q3 Overall, how happy & satisfied are you as a parent or family member with Kawerak programs? (You may skip a program if doesn't apply)

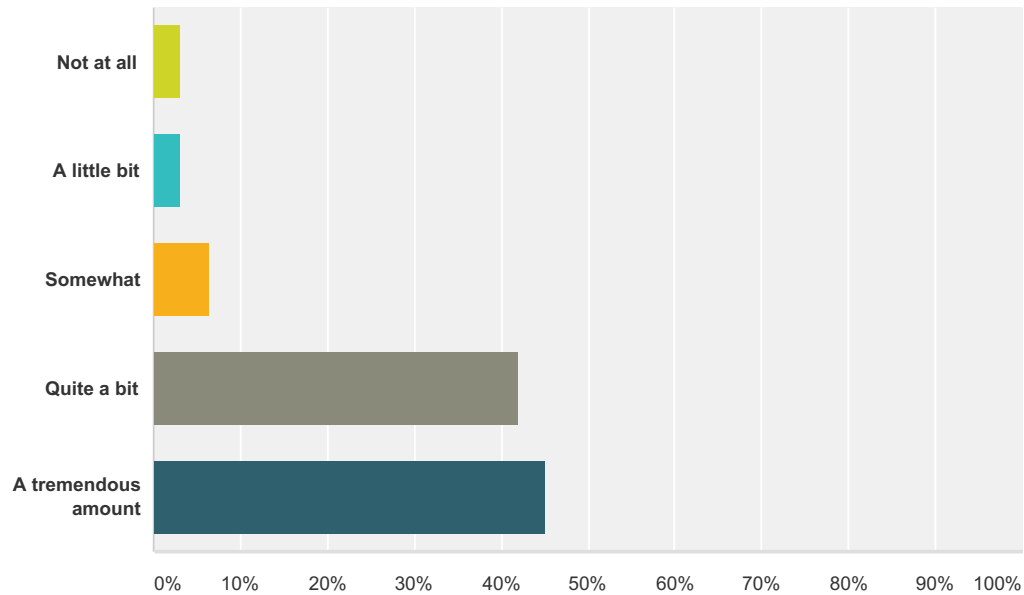
Answered: 32 Skipped: 0



	Unhappy & unsatisfied	(no label)	Ok	(no label)	Most happy & satisfied	Total	Weighted Average
Head Start	0.00% 0	0.00% 0	26.67% 8	16.67% 5	56.67% 17	30	4.30
Early Head Start	0.00% 0	0.00% 0	10.00% 1	10.00% 1	80.00% 8	10	4.70
Early Head Start-Childcare Partnership	0.00% 0	0.00% 0	50.00% 2	25.00% 1	25.00% 1	4	3.75

Q4 To what extent do you think that your children enjoy going to Head Start/Early Head Start/Childcare Partnership?

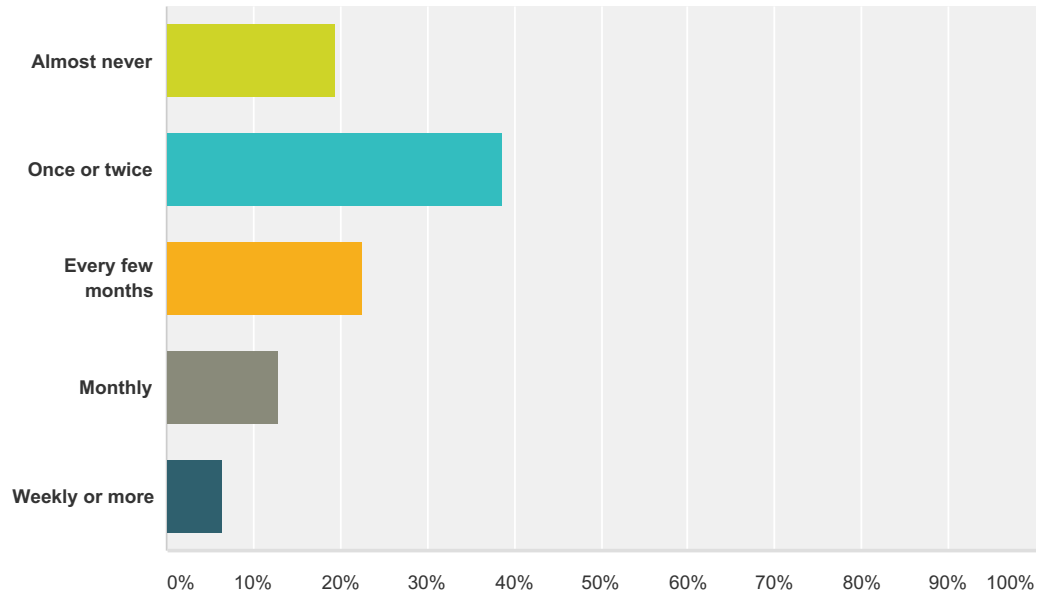
Answered: 31 Skipped: 1



Answer Choices	Responses
Not at all	3.23% 1
A little bit	3.23% 1
Somewhat	6.45% 2
Quite a bit	41.94% 13
A tremendous amount	45.16% 14
Total	31

Q5 In the past year, how often have you or your family volunteered or helped out with Head Start/Early Head Start/Childcare Partnership programs?

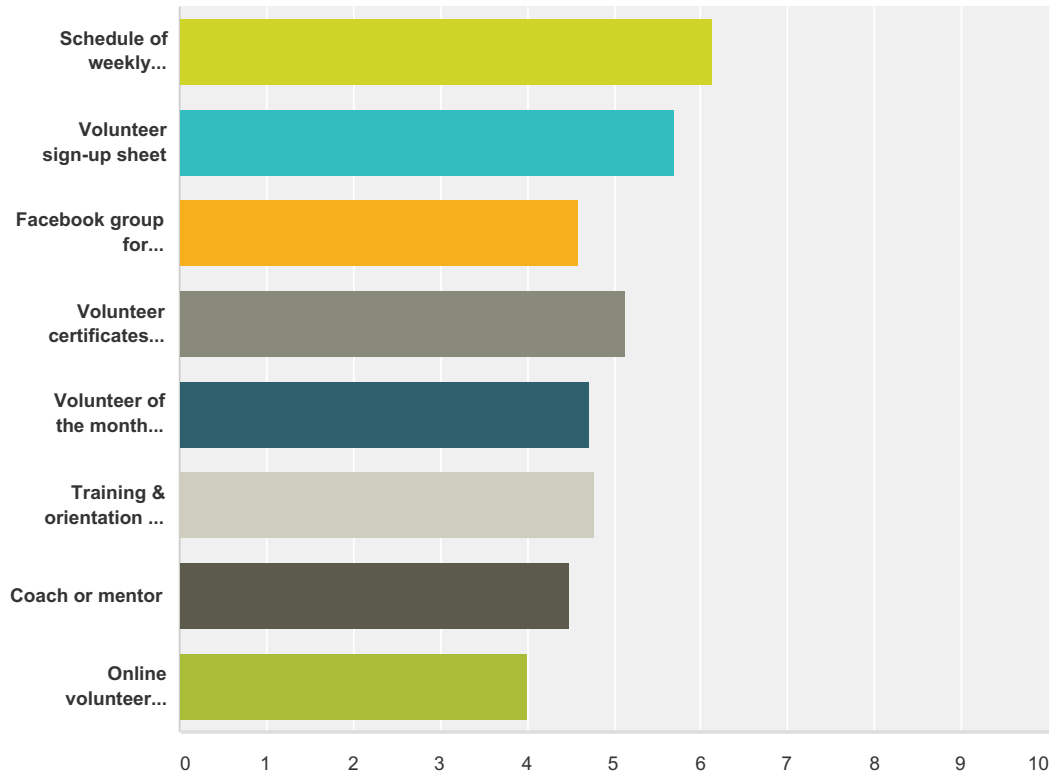
Answered: 31 Skipped: 1



Answer Choices	Responses	
Almost never	19.35%	6
Once or twice	38.71%	12
Every few months	22.58%	7
Monthly	12.90%	4
Weekly or more	6.45%	2
Total		31

Q6 Which of the following would support your volunteering with Head Start/Early Head Start/Childcare Partnership programs?

Answered: 28 Skipped: 4



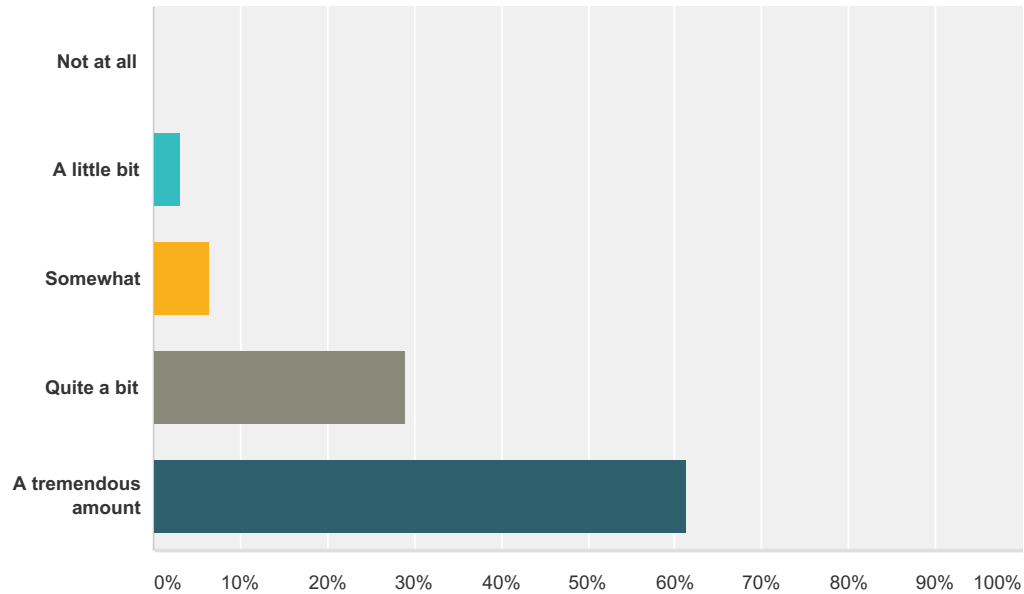
		Not at all supportive	(no label)	(no label)	(no label)	Ok	(no label)	(no label)	(no label)	(no label)	Best & most supportive	Total	Weighted Average
#1	Schedule of weekly volunteering time & tasks	12.50% 3	0.00% 0	12.50% 3	12.50% 3	16.67% 4	0.00% 0	4.17% 1	8.33% 2	0.00% 0	33.33% 8	24	6.13
#2	Volunteer sign- up sheet	8.70% 2	0.00% 0	26.09% 6	0.00% 0	26.09% 6	4.35% 1	0.00% 0	8.70% 2	4.35% 1	21.74% 5	23	5.70
	Facebook group for volunteering & photos	27.27% 6	0.00% 0	13.64% 3	4.55% 1	27.27% 6	0.00% 0	0.00% 0	13.64% 3	9.09% 2	4.55% 1	22	4.59
#3	Volunteer certificates to recognize	9.09% 2	13.64% 3	0.00% 0	9.09% 2	31.82% 7	18.18% 4	0.00% 0	4.55% 1	0.00% 0	13.64% 3	22	5.14
	Volunteer of the month recognition	16.67% 4	12.50% 3	4.17% 1	4.17% 1	29.17% 7	8.33% 2	12.50% 3	4.17% 1	0.00% 0	8.33% 2	24	4.71

Parent Survey - Kawerak Head Start/Early Head Start/Childcare Partnership

Training & orientation for volunteering	8.33% 2	16.67% 4	8.33% 2	8.33% 2	29.17% 7	4.17% 1	8.33% 2	8.33% 2	0.00% 0	8.33% 2	24	4.79
Coach or mentor	17.39% 4	21.74% 5	4.35% 1	4.35% 1	21.74% 5	4.35% 1	4.35% 1	13.04% 3	0.00% 0	8.70% 2	23	4.48
Online volunteer timesheet	36.36% 8	4.55% 1	4.55% 1	9.09% 2	22.73% 5	4.55% 1	0.00% 0	9.09% 2	0.00% 0	9.09% 2	22	4.00

Q7 In your opinion, what educational difference does Head Start/Early Head Start/Childcare Partnership make with your children?

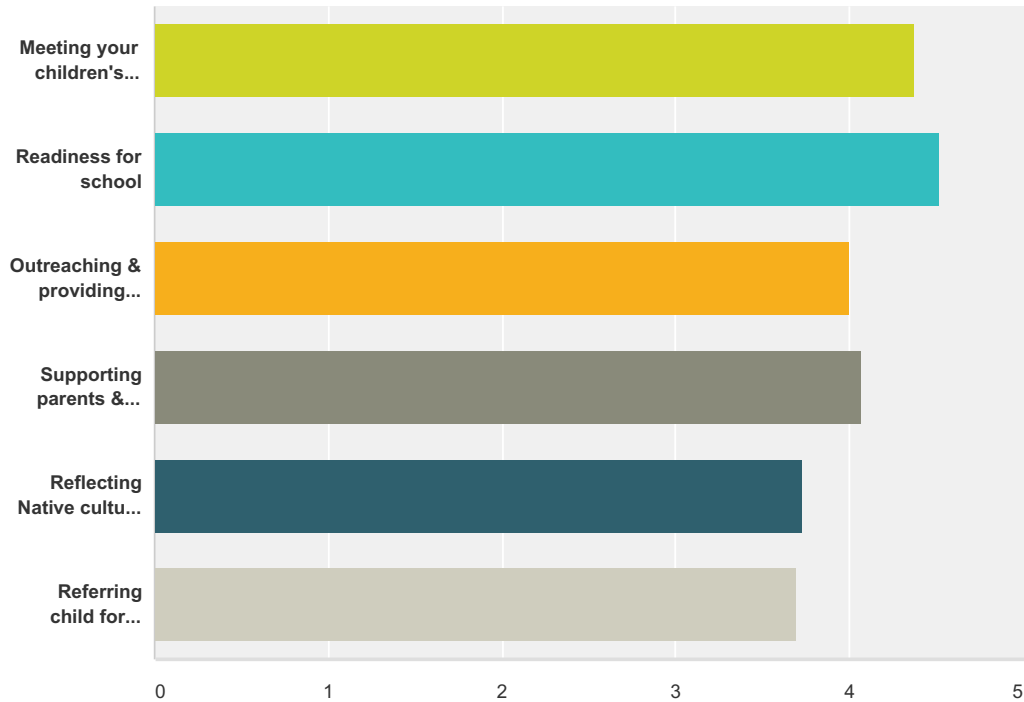
Answered: 31 Skipped: 1



Answer Choices	Responses
Not at all	0.00% 0
A little bit	3.23% 1
Somewhat	6.45% 2
Quite a bit	29.03% 9
A tremendous amount	61.29% 19
Total	31

**Q8 What impact or difference in your life
has the Head Start/Early Head
Start/Childcare Partnership programs
made in the following activities with you as
a parent or with your child?**

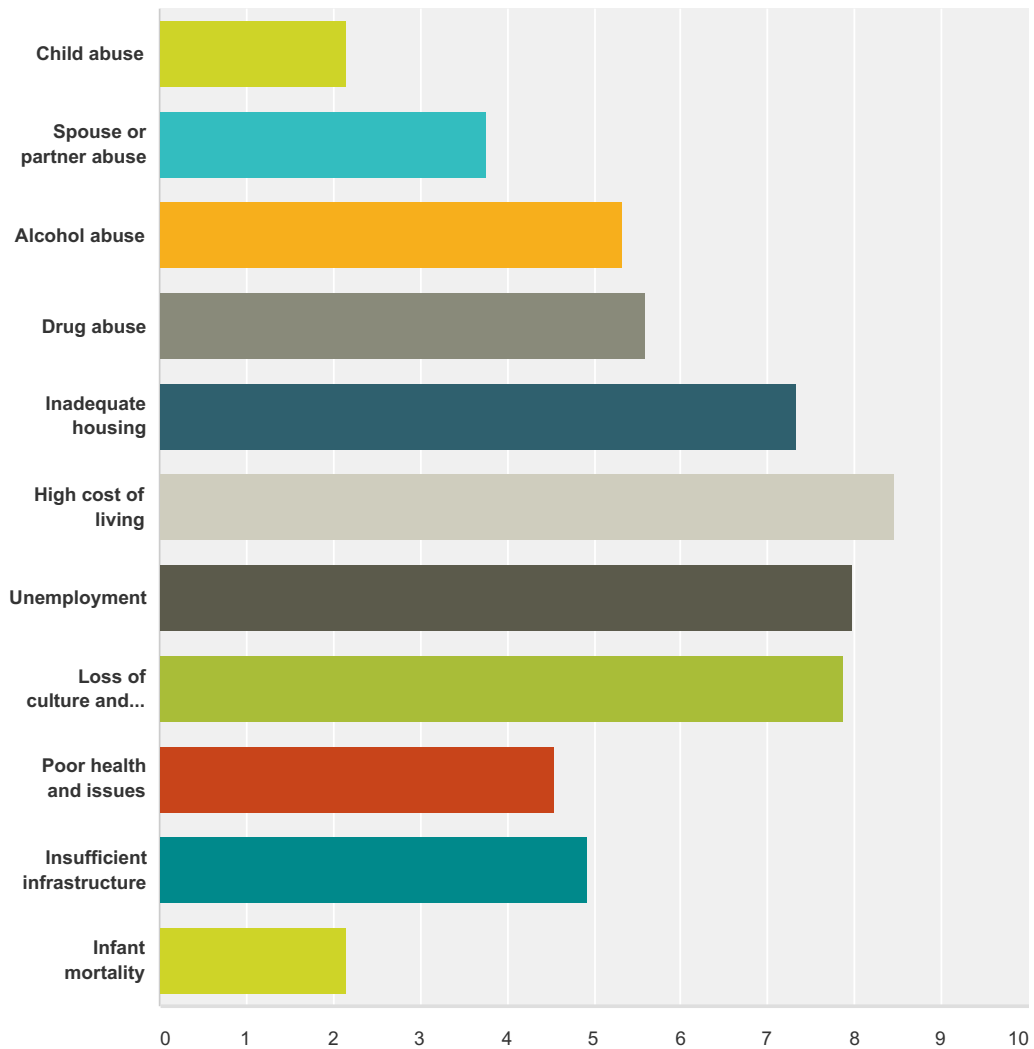
Answered: 31 Skipped: 1



		No impact at all	Slight impact	Somewhat of an impact	Quite an impact	Big impact	Total	Weighted Average
#2	Meeting your children's learning needs	0.00% 0	3.33% 1	6.67% 2	40.00% 12	50.00% 15	30	4.37
#1	Readiness for school	0.00% 0	0.00% 0	3.45% 1	41.38% 12	55.17% 16	29	4.52
	Outreaching & providing information to parents & families	3.33% 1	6.67% 2	20.00% 6	26.67% 8	43.33% 13	30	4.00
#3	Supporting parents & families	3.33% 1	3.33% 1	16.67% 5	36.67% 11	40.00% 12	30	4.07
	Reflecting Native culture in child's education	3.33% 1	13.33% 4	23.33% 7	26.67% 8	33.33% 10	30	3.73
	Referring child for services	10.00% 3	3.33% 1	26.67% 8	26.67% 8	33.33% 10	30	3.70

Q10 Rate the following community problems from highest impact to lowest

Answered: 31 Skipped: 1



	Low impact	(no label)	(no label)	(no label)	Medium impact	(no label)	(no label)	(no label)	(no label)	High impact	Total	Weighted Average
Child abuse	44.83% 13	31.03% 9	6.90% 2	3.45% 1	10.34% 3	3.45% 1	0.00% 0	0.00% 0	0.00% 0	0.00% 0	29	2.14
Spouse or partner abuse	24.14% 7	13.79% 4	17.24% 5	13.79% 4	10.34% 3	0.00% 0	6.90% 2	6.90% 2	6.90% 2	0.00% 0	29	3.76
Alcohol abuse	13.33% 4	3.33% 1	16.67% 5	3.33% 1	26.67% 8	0.00% 0	10.00% 3	6.67% 2	6.67% 2	13.33% 4	30	5.33
Drug abuse	16.67% 5	6.67% 2	6.67% 2	3.33% 1	20.00% 6	3.33% 1	10.00% 3	10.00% 3	6.67% 2	16.67% 5	30	5.60
Inadequate housing	13.33% 4	0.00% 0	0.00% 0	3.33% 1	16.67% 5	0.00% 0	3.33% 1	16.67% 5	0.00% 0	46.67% 14	30	7.33
High cost of living	3.45% 1	0.00% 0	0.00% 0	10.34% 3	3.45% 1	6.90% 2	0.00% 0	3.45% 1	10.34% 3	62.07% 18	29	8.45

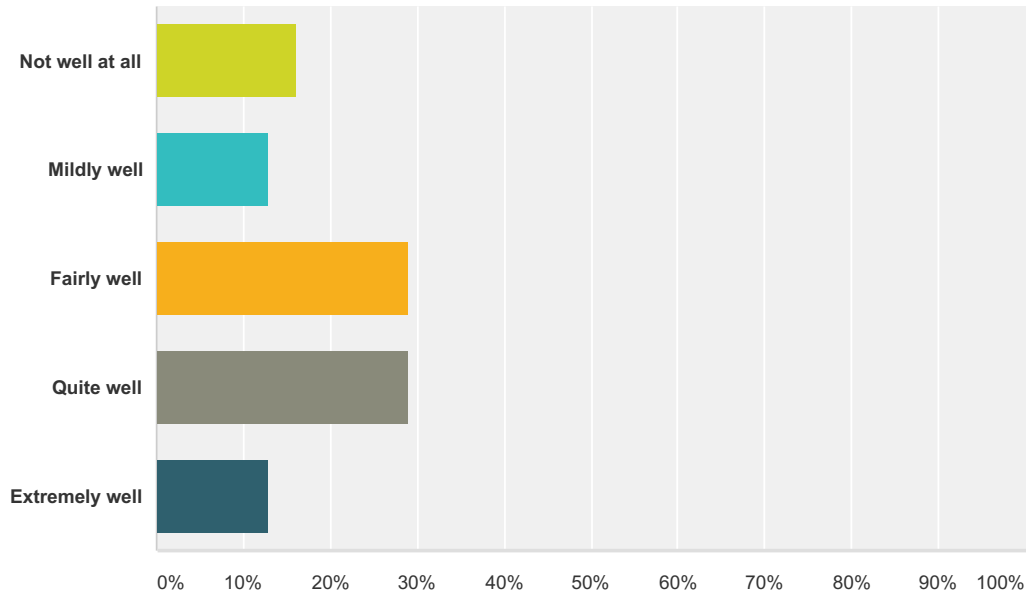
#1

Parent Survey - Kawerak Head Start/Early Head Start/Childcare Partnership

#2	Unemployment	3.23% 1	0.00% 0	3.23% 1	9.68% 3	3.23% 1	9.68% 3	6.45% 2	3.23% 1	12.90% 4	48.39% 15	31	7.97
#3	Loss of culture and language	3.33% 1	3.33% 1	0.00% 0	6.67% 2	16.67% 5	3.33% 1	3.33% 1	0.00% 0	10.00% 3	53.33% 16	30	7.87
	Poor health and issues	17.24% 5	10.34% 3	10.34% 3	6.90% 2	27.59% 8	6.90% 2	6.90% 2	3.45% 1	0.00% 0	10.34% 3	29	4.55
	Insufficient infrastructure	20.69% 6	3.45% 1	6.90% 2	13.79% 4	17.24% 5	10.34% 3	3.45% 1	10.34% 3	3.45% 1	10.34% 3	29	4.93
	Infant mortality	64.29% 18	7.14% 2	7.14% 2	3.57% 1	14.29% 4	0.00% 0	0.00% 0	3.57% 1	0.00% 0	0.00% 0	28	2.14

Q11 How well do Head Start/Early Head Start/Childcare Partnership teachers and staff address community problems with your children and parents/families?

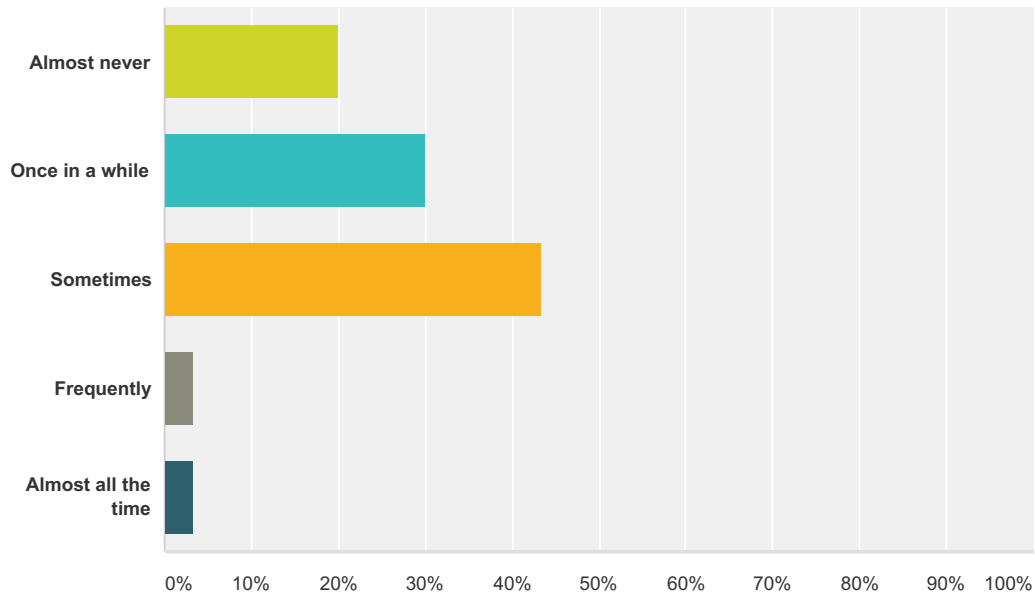
Answered: 31 Skipped: 1



Answer Choices	Responses	
Not well at all	16.13%	5
Mildly well	12.90%	4
Fairly well	29.03%	9
Quite well	29.03%	9
Extremely well	12.90%	4
Total		31

Q12 How regularly do community problems affect early childhood education and child care programs?

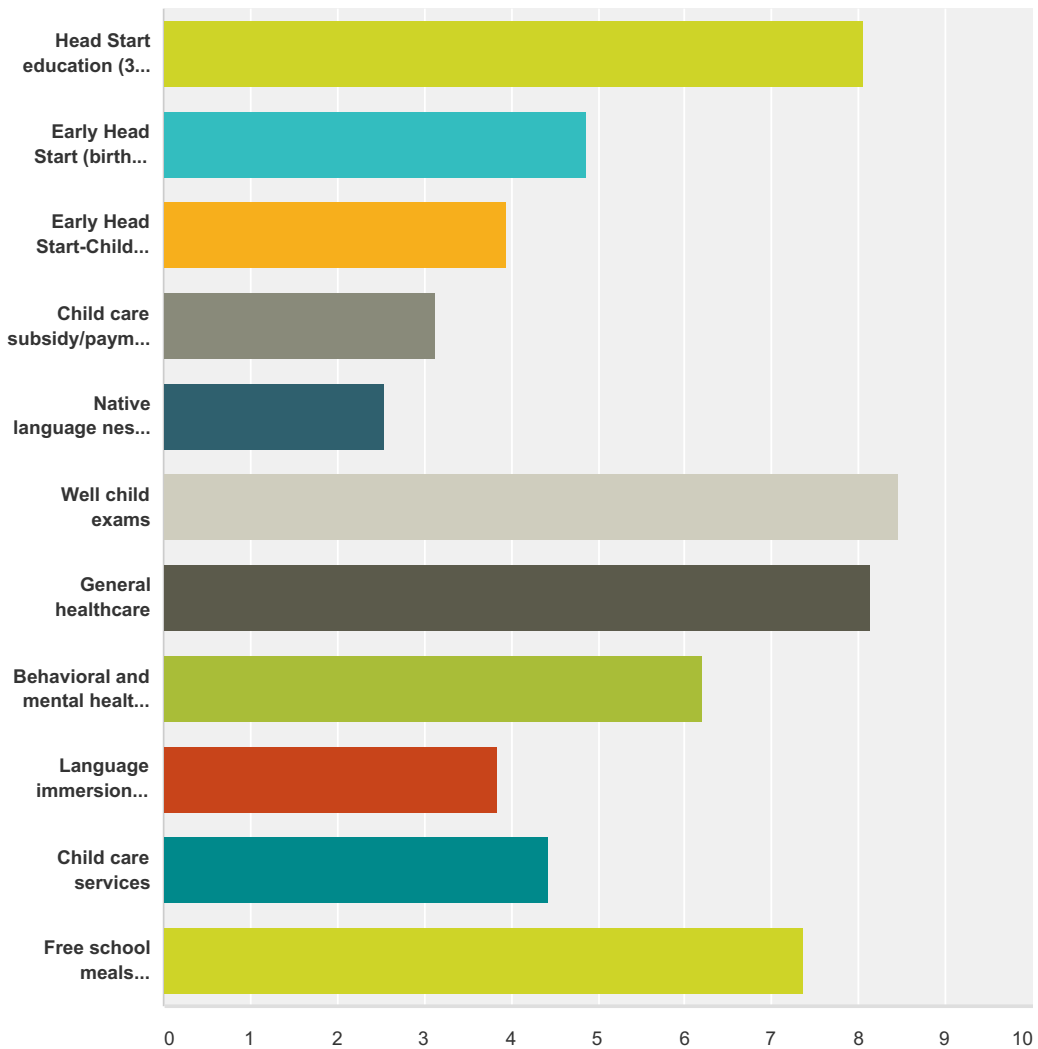
Answered: 30 Skipped: 2



Answer Choices	Responses
Almost never	20.00% 6
Once in a while	30.00% 9
Sometimes	43.33% 13
Frequently	3.33% 1
Almost all the time	3.33% 1
Total	30

Q14 How knowledgeable are you of the following resources in your community?

Answered: 31 Skipped: 1



	Not knowledgeable	N/A	Generally knowledgeable	Very knowledgeable	Total	Weighted Average
Head Start education (3-5 years)	0.00% 0	0.00% 0	38.71% 12	61.29% 19	31	8.06
Early Head Start (birth to 3 years)	23.33% 7	23.33% 7	36.67% 11	16.67% 5	30	4.87
Early Head Start-Child Care Partnership	25.81% 8	32.26% 10	35.48% 11	6.45% 2	31	3.95
Child care subsidy/payment program	40.00% 12	23.33% 7	33.33% 10	3.33% 1	30	3.13
Native language nests (birth to 7 years)	53.33% 16	20.00% 6	23.33% 7	3.33% 1	30	2.54
Well child exams	0.00% 0	6.45% 2	29.03% 9	64.52% 20	31	8.45

Least

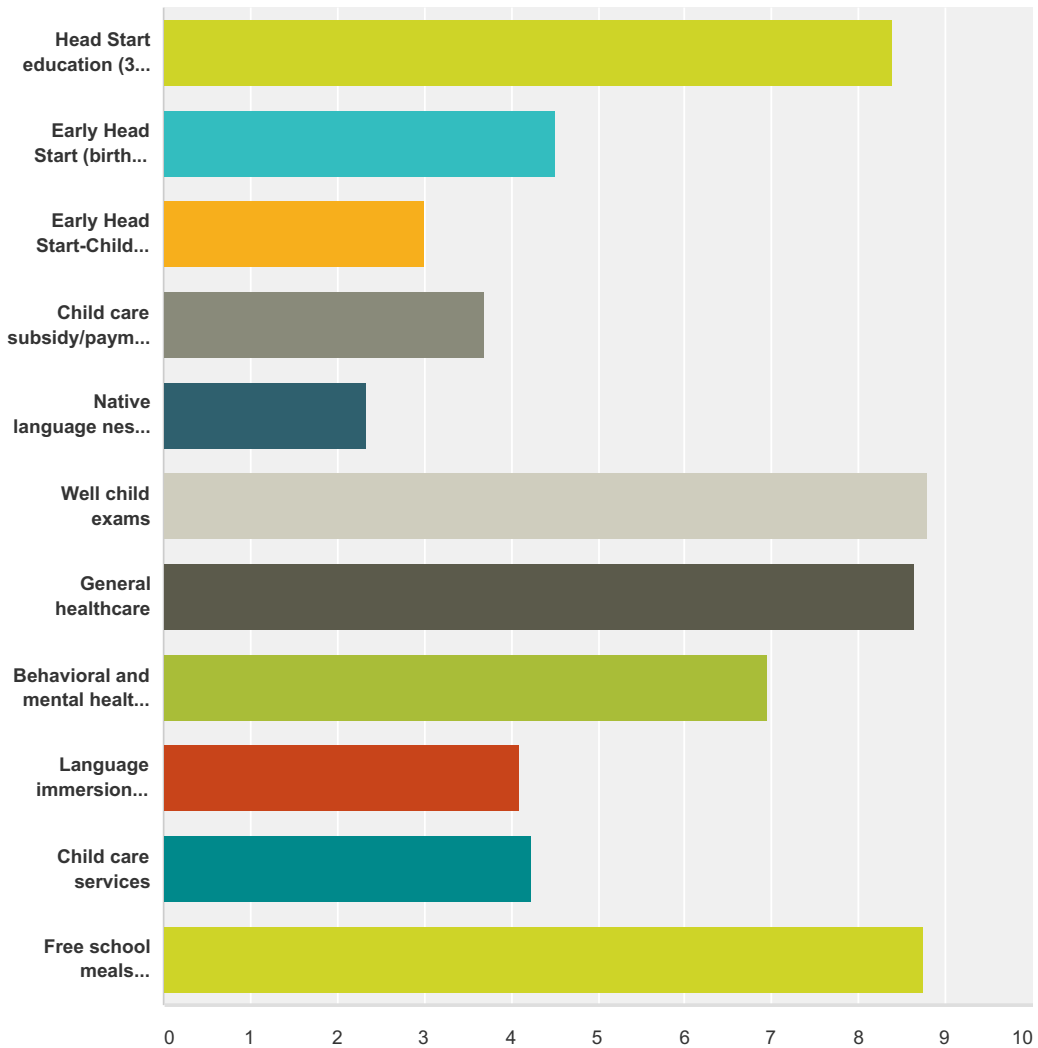
Most

Parent Survey - Kawerak Head Start/Early Head Start/Childcare Partnership

General healthcare	0.00% 0	6.90% 2	34.48% 10	58.62% 17	29	8.15
Behavioral and mental health care	6.45% 2	12.90% 4	54.84% 17	25.81% 8	31	6.19
Language immersion education (Pre-K-1)	32.26% 10	16.13% 5	45.16% 14	6.45% 2	31	3.85
Child care services	33.33% 10	13.33% 4	36.67% 11	16.67% 5	30	4.42
Free school meals (breakfast & lunch)	3.33% 1	6.67% 2	43.33% 13	46.67% 14	30	7.36

Q15 In your opinion, how accessible & available are the following resources to you as a parent or family member?

Answered: 31 Skipped: 1



	Not accessible & available	N/A	Generally accessible & available	Very accessible & available	Total	Weighted Average
Head Start education (3-5 years)	0.00% 0	0.00% 0	32.26% 10	67.74% 21	31	8.39
Early Head Start (birth to 3 years)	29.03% 9	29.03% 9	25.81% 8	16.13% 5	31	4.50
Early Head Start-Child Care Partnership	38.71% 12	38.71% 12	16.13% 5	6.45% 2	31	3.00
Child care subsidy/payment program	30.00% 9	33.33% 10	30.00% 9	6.67% 2	30	3.70
Native language nests (birth to 7 years)	45.16% 14	32.26% 10	22.58% 7	0.00% 0	31	2.33

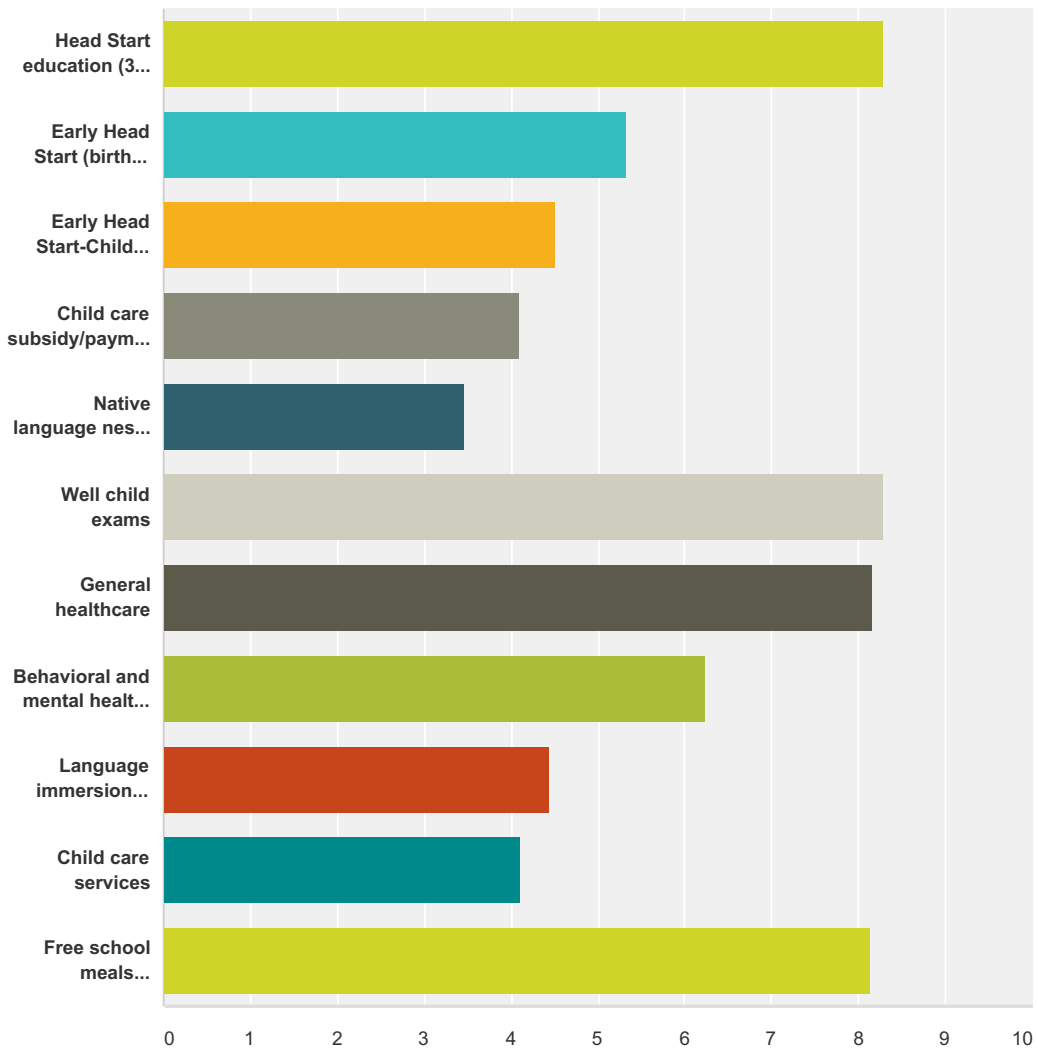
Least

Parent Survey - Kawerak Head Start/Early Head Start/Childcare Partnership

Most Well child exams	0.00%	6.45%	22.58%	70.97%	31	8.79
	0	2	7	22		
General healthcare	0.00%	7.14%	25.00%	67.86%	28	8.65
	0	2	7	19		
Behavioral and mental health care	9.68%	12.90%	35.48%	41.94%	31	6.96
	3	4	11	13		
Language immersion education (Pre-K-1)	32.26%	29.03%	25.81%	12.90%	31	4.09
	10	9	8	4		
Child care services	35.48%	19.35%	29.03%	16.13%	31	4.24
	11	6	9	5		
Free school meals (breakfast & lunch)	0.00%	9.68%	22.58%	67.74%	31	8.75
	0	3	7	21		

Q16 In your opinion, how adequate are the following resources in your community?

Answered: 30 Skipped: 2



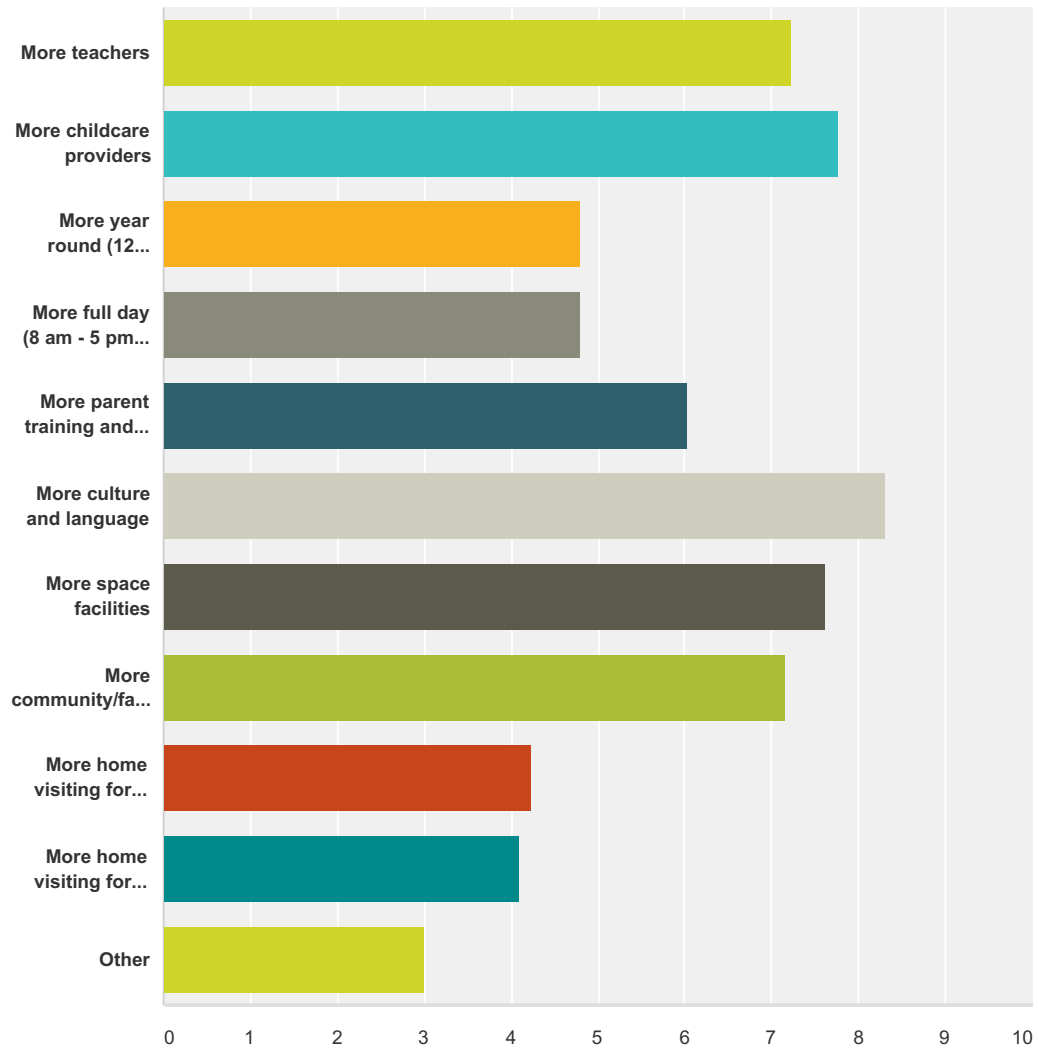
		Not adequate or enough	N/A	Generally adequate or enough	Very adequate or enough	Total	Weighted Average
Most	Head Start education (3-5 years)	0.00% 0	0.00% 0	34.48% 10	65.52% 19	29	8.28
	Early Head Start (birth to 3 years)	26.67% 8	20.00% 6	26.67% 8	26.67% 8	30	5.33
	Early Head Start-Child Care Partnership	30.00% 9	26.67% 8	26.67% 8	16.67% 5	30	4.50
	Child care subsidy/payment program	33.33% 10	26.67% 8	26.67% 8	13.33% 4	30	4.09
Least	Native language nests (birth to 7 years)	43.33% 13	20.00% 6	26.67% 8	10.00% 3	30	3.46
Most	Well child exams	0.00% 0	3.33% 1	33.33% 10	63.33% 19	30	8.28

Parent Survey - Kawerak Head Start/Early Head Start/Childcare Partnership

General healthcare	0.00% 0	0.00% 0	36.67% 11	63.33% 19	30	8.17
Behavioral and mental health care	16.67% 5	6.67% 2	40.00% 12	36.67% 11	30	6.25
Language immersion education (Pre-K-1)	36.67% 11	16.67% 5	26.67% 8	20.00% 6	30	4.44
Child care services	40.00% 12	13.33% 4	30.00% 9	16.67% 5	30	4.12
Free school meals (breakfast & lunch)	3.45% 1	0.00% 0	31.03% 9	65.52% 19	29	8.14

Q18 What resources are most needed in your community for early childhood education?

Answered: 31 Skipped: 1



	Not needed	(no label)	(no label)	(no label)	Ok	(no label)	(no label)	(no label)	(no label)	Most needed	Total	Weighted Average
More teachers	10.00% 3	0.00% 0	0.00% 0	0.00% 0	23.33% 7	6.67% 2	0.00% 0	16.67% 5	10.00% 3	33.33% 10	30	7.23
More childcare providers	0.00% 0	3.33% 1	0.00% 0	0.00% 0	20.00% 6	3.33% 1	16.67% 5	10.00% 3	13.33% 4	33.33% 10	30	7.77
More year round (12 months) Head Start & Early Head Start services	12.90% 4	9.68% 3	19.35% 6	0.00% 0	32.26% 10	3.23% 1	3.23% 1	3.23% 1	0.00% 0	16.13% 5	31	4.81
More full day (8 am - 5 pm) Head Start & Early services	13.33% 4	13.33% 4	10.00% 3	0.00% 0	30.00% 9	6.67% 2	13.33% 4	3.33% 1	0.00% 0	10.00% 3	30	4.80

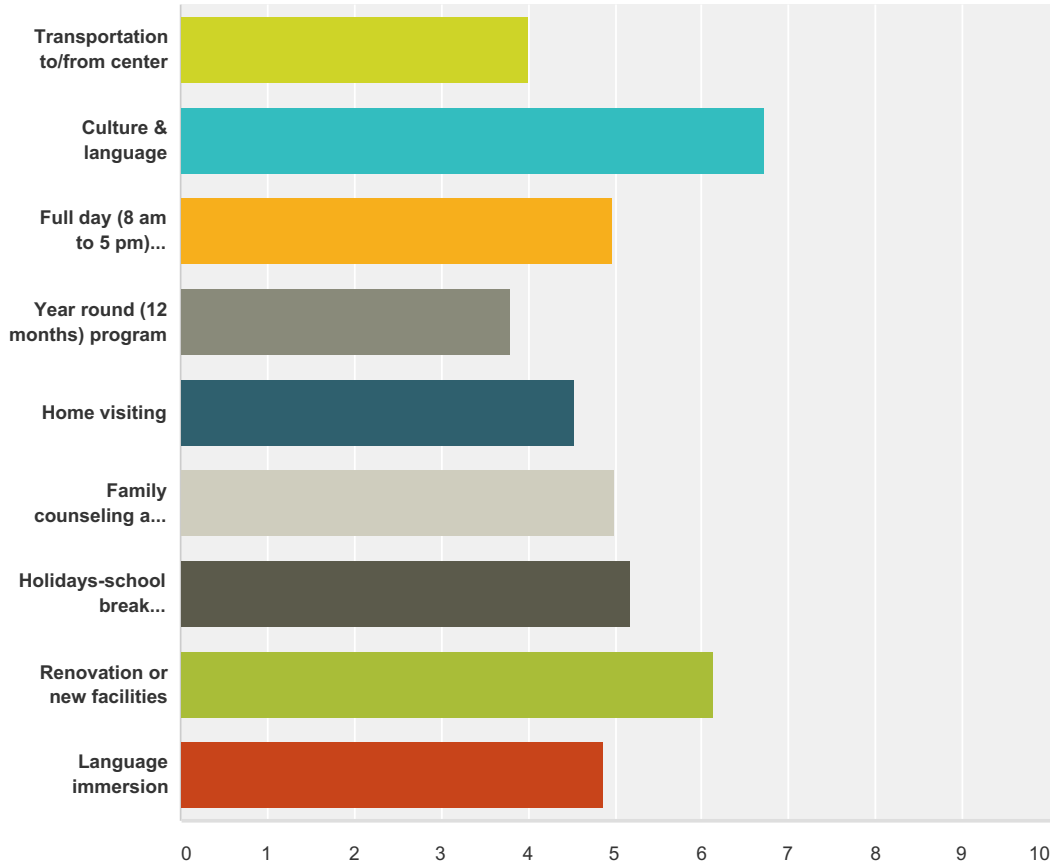
#2

Parent Survey - Kawerak Head Start/Early Head Start/Childcare Partnership

#1	More parent training and support	3.33% 1	6.67% 2	6.67% 2	10.00% 3	30.00% 9	3.33% 1	10.00% 3	3.33% 1	6.67% 2	20.00% 6	30	6.03
	More culture and language	0.00% 0	0.00% 0	0.00% 0	0.00% 0	20.00% 6	6.67% 2	10.00% 3	3.33% 1	6.67% 2	53.33% 16	30	8.30
#3	More space facilities	0.00% 0	0.00% 0	6.67% 2	0.00% 0	30.00% 9	3.33% 1	3.33% 1	6.67% 2	3.33% 1	46.67% 14	30	7.63
	More community/family activities	0.00% 0	0.00% 0	3.45% 1	0.00% 0	34.48% 10	3.45% 1	10.34% 3	17.24% 5	6.90% 2	24.14% 7	29	7.17
	More home visiting for birth to 3 years	23.33% 7	0.00% 0	13.33% 4	10.00% 3	36.67% 11	3.33% 1	0.00% 0	6.67% 2	3.33% 1	3.33% 1	30	4.23
	More home visiting for 4-5 years	23.33% 7	0.00% 0	13.33% 4	10.00% 3	40.00% 12	0.00% 0	3.33% 1	6.67% 2	3.33% 1	0.00% 0	30	4.10
	Other	60.00% 3	20.00% 1	0.00% 0	0.00% 0	0.00% 0	0.00% 0	0.00% 0	0.00% 0	0.00% 0	20.00% 1	5	3.00

Q19 Please rank & prioritize from highest (#1) to lowest for future program development

Answered: 30 Skipped: 2



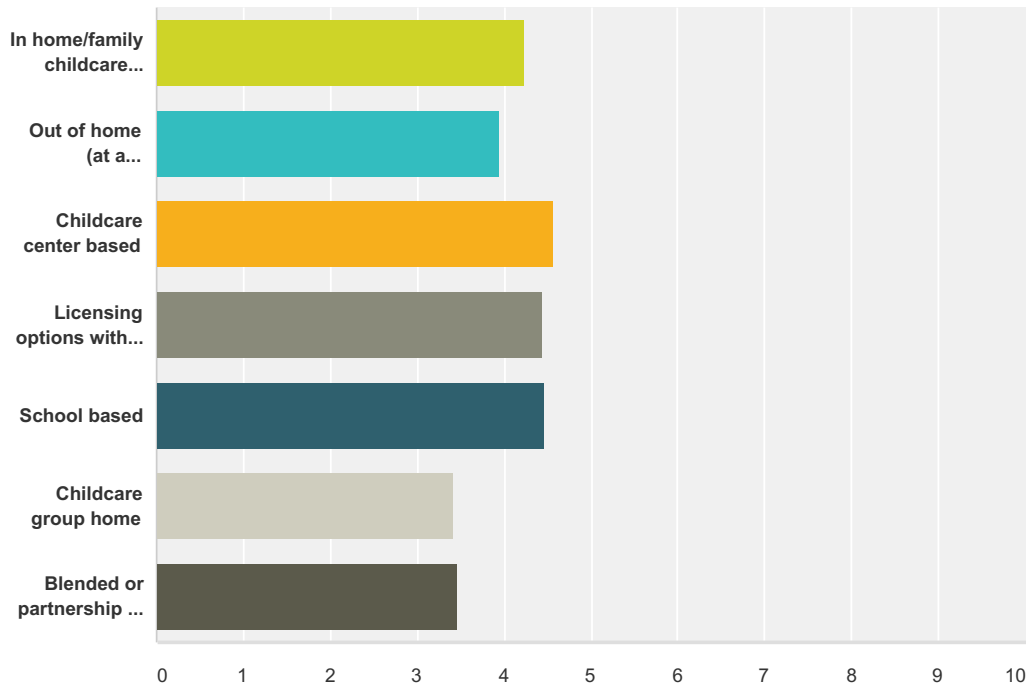
		1	2	3	4	5	6	7	8	9	Total	Score
#1	Transportation to/from center	18.52% 5	0.00% 0	0.00% 0	3.70% 1	11.11% 3	11.11% 3	25.93% 7	3.70% 1	25.93% 7	27	4.00
	Culture & language	15.38% 4	34.62% 9	11.54% 3	15.38% 4	3.85% 1	11.54% 3	3.85% 1	3.85% 1	0.00% 0	26	6.73
	Full day (8 am to 5 pm) program or childcare	0.00% 0	16.00% 4	16.00% 4	16.00% 4	12.00% 3	12.00% 3	4.00% 1	16.00% 4	8.00% 2	25	4.96
	Year round (12 months) program	7.69% 2	7.69% 2	7.69% 2	0.00% 0	15.38% 4	3.85% 1	15.38% 4	15.38% 4	26.92% 7	26	3.81
	Home visiting	7.14% 2	3.57% 1	0.00% 0	28.57% 8	7.14% 2	21.43% 6	10.71% 3	14.29% 4	7.14% 2	28	4.54
#3	Family counseling and support	3.57% 1	7.14% 2	21.43% 6	14.29% 4	14.29% 4	10.71% 3	10.71% 3	10.71% 3	7.14% 2	28	5.00
	Holidays-school break activities with young children	10.71% 3	10.71% 3	7.14% 2	7.14% 2	21.43% 6	21.43% 6	10.71% 3	7.14% 2	3.57% 1	28	5.18
	Renovation or new facilities	32.14% 9	7.14% 2	21.43% 6	7.14% 2	3.57% 1	3.57% 1	3.57% 1	10.71% 3	10.71% 3	28	6.14
#2												

Parent Survey - Kawerak Head Start/Early Head Start/Childcare Partnership

Language immersion	6.67% 2	6.67% 2	16.67% 5	10.00% 3	16.67% 5	10.00% 3	13.33% 4	13.33% 4	6.67% 2	30	4.87
--------------------	-------------------	-------------------	--------------------	--------------------	--------------------	--------------------	--------------------	--------------------	-------------------	----	------

Q20 Please rank the childcare options that best fit you & your community from best (#1) to least if they were available

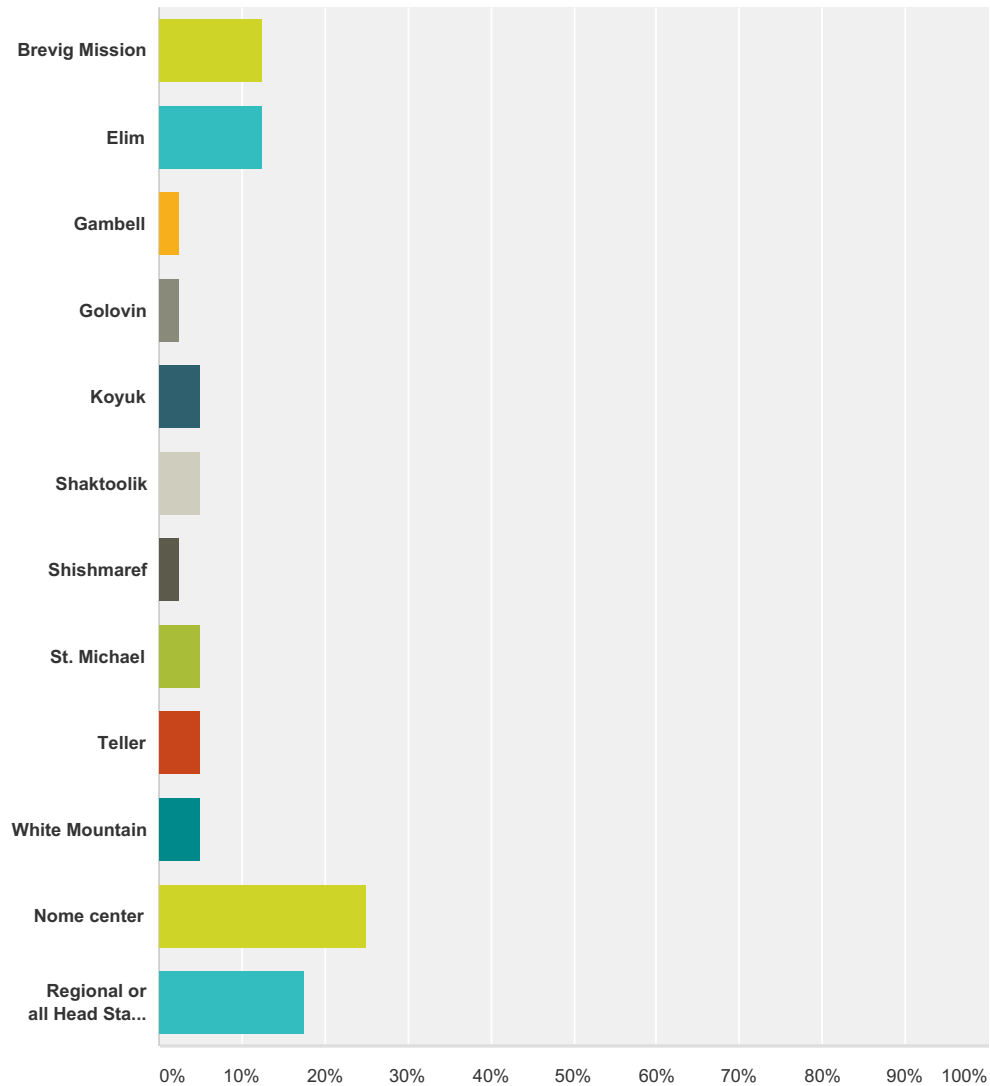
Answered: 29 Skipped: 3



		1	2	3	4	5	6	7	Total	Score
	In home/family childcare services	19.23% 5	11.54% 3	15.38% 4	23.08% 6	3.85% 1	11.54% 3	15.38% 4	26	4.23
	Out of home (at a childcare-babysitter home)	13.64% 3	13.64% 3	13.64% 3	18.18% 4	13.64% 3	9.09% 2	18.18% 4	22	3.95
#1	Childcare center based	8.70% 2	26.09% 6	21.74% 5	17.39% 4	13.04% 3	8.70% 2	4.35% 1	23	4.57
#3	Licensing options with childcare services	22.73% 5	13.64% 3	9.09% 2	22.73% 5	13.64% 3	9.09% 2	9.09% 2	22	4.45
#2	School based	19.23% 5	15.38% 4	11.54% 3	23.08% 6	11.54% 3	15.38% 4	3.85% 1	26	4.46
	Childcare group home	0.00% 0	8.33% 2	25.00% 6	4.17% 1	37.50% 9	12.50% 3	12.50% 3	24	3.42
	Blended or partnership of childcare and Head Start	15.38% 4	15.38% 4	7.69% 2	0.00% 0	11.54% 3	23.08% 6	26.92% 7	26	3.46

Q1 Please select the community-center you work in.

Answered: 40 Skipped: 0



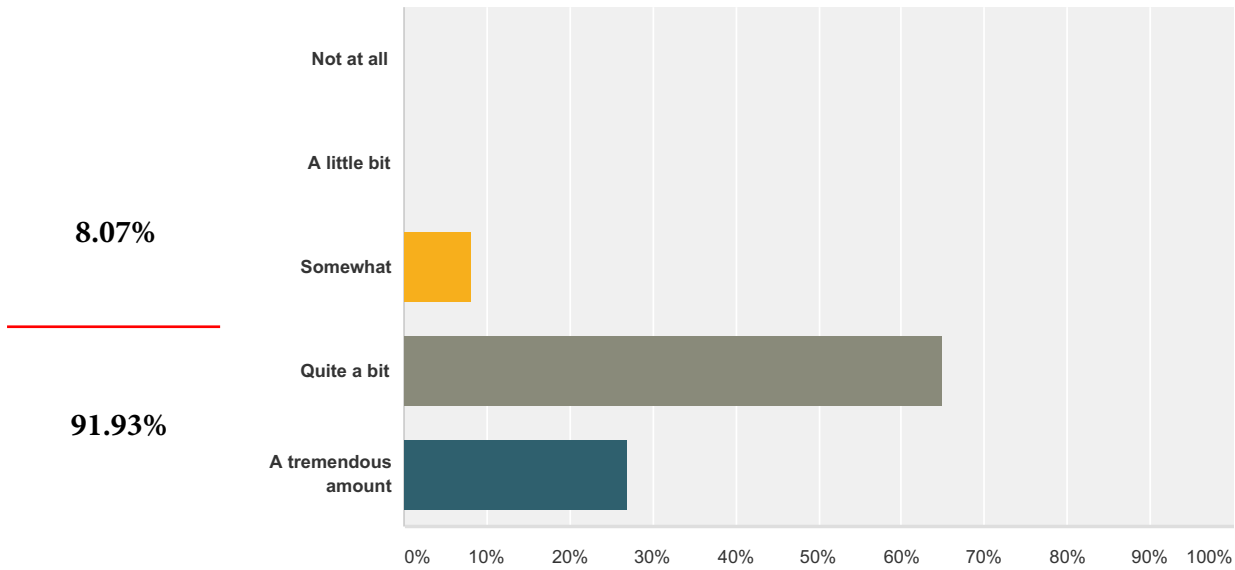
Answer Choices	Responses
Brevig Mission	12.50% 5
Elim	12.50% 5
Gambell	2.50% 1
Golovin	2.50% 1
Koyuk	5.00% 2
Shaktoolik	5.00% 2
Shishmaref	2.50% 1
St. Michael	5.00% 2
Teller	5.00% 2

Staff Survey Kawerak Head Start/Early Head Start/Child Care Partnership

White Mountain	5.00%	2
Nome center	25.00%	10
Regional or all Head Start centers	17.50%	7
Total		40

Q2 To what extent do you think that children enjoy going to your Head Start/Early Head Start/Childcare center?

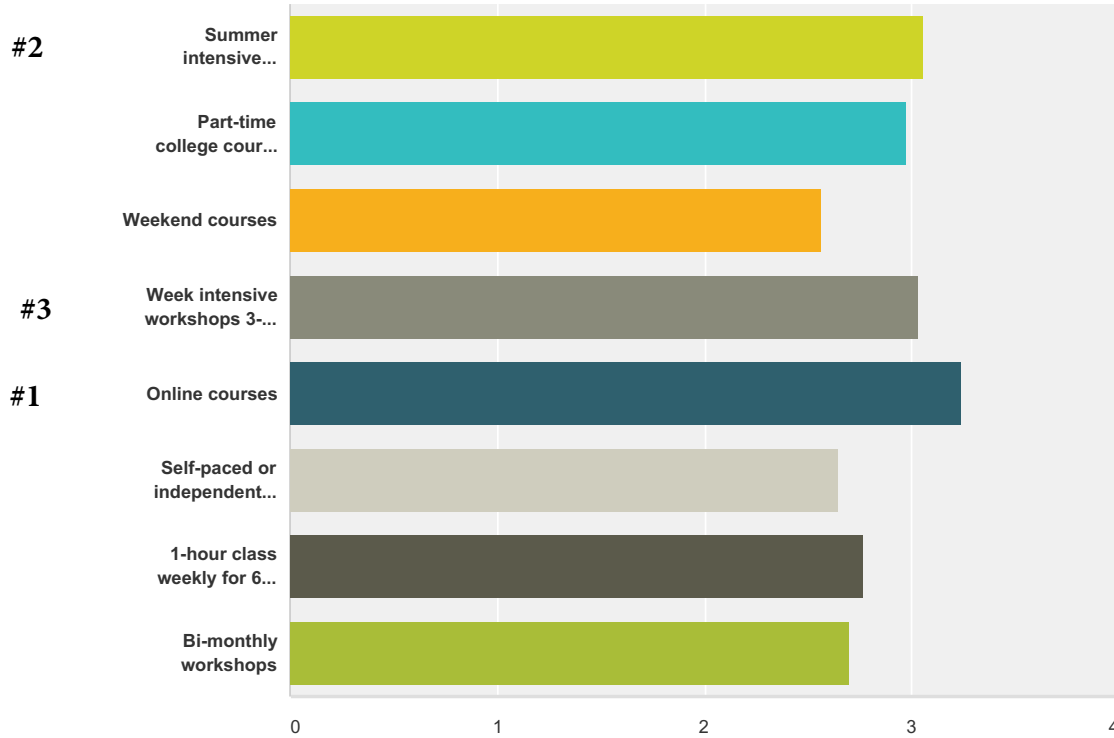
Answered: 37 Skipped: 3



Answer Choices	Responses
Not at all	0.00% 0
A little bit	0.00% 0
Somewhat	8.11% 3
Quite a bit	64.86% 24
A tremendous amount	27.03% 10
Total	37

Q3 Considering CDA-AA-BA (college education) job requirements, how can Kawerak best help you meet education and training goals?

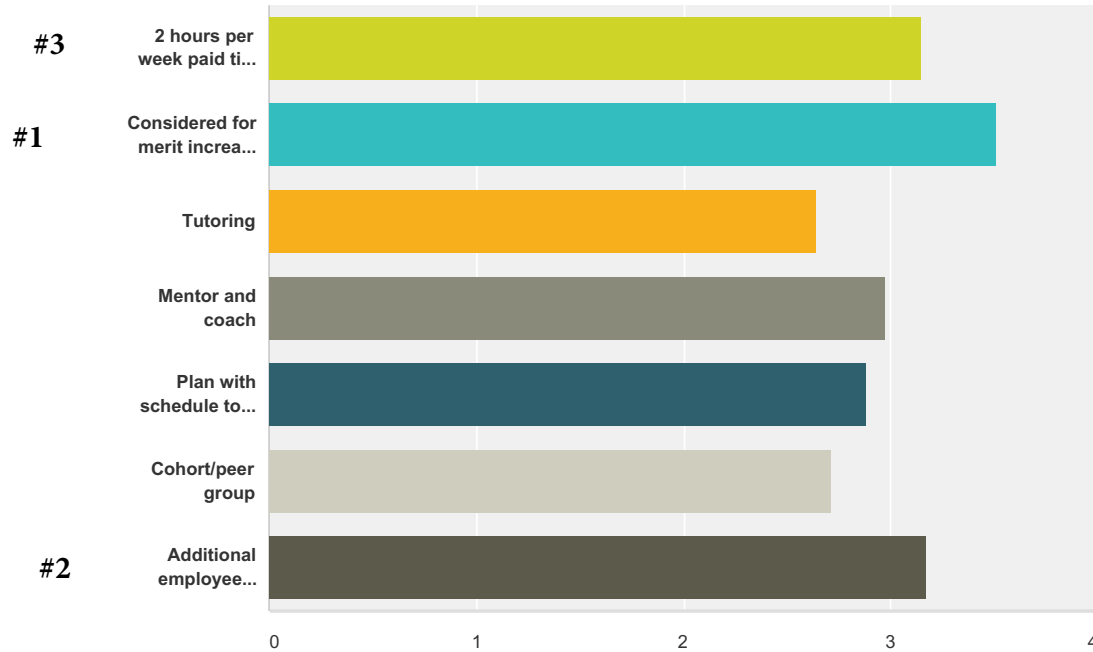
Answered: 35 Skipped: 5



		Not at all supportive	Ok	Helpful	Best & most supportive	Total	Weighted Average
#2	Summer intensive classes	5.71% 2	25.71% 9	25.71% 9	42.86% 15	35	3.06
	Part-time college courses with UAF distance delivery	0.00% 0	29.41% 10	44.12% 15	26.47% 9	34	2.97
	Weekend courses	20.59% 7	26.47% 9	29.41% 10	23.53% 8	34	2.56
#3	Week intensive workshops 3-4 times per year	11.76% 4	23.53% 8	14.71% 5	50.00% 17	34	3.03
#1	Online courses	2.94% 1	20.59% 7	26.47% 9	50.00% 17	34	3.24
	Self-paced or independent classes	8.82% 3	41.18% 14	26.47% 9	23.53% 8	34	2.65
	1-hour class weekly for 6-8 weeks	8.82% 3	35.29% 12	26.47% 9	29.41% 10	34	2.76
	Bi-monthly workshops	9.09% 3	39.39% 13	24.24% 8	27.27% 9	33	2.70

Q4 How can Kawerak best support and engage staff to complete educational goals successfully?

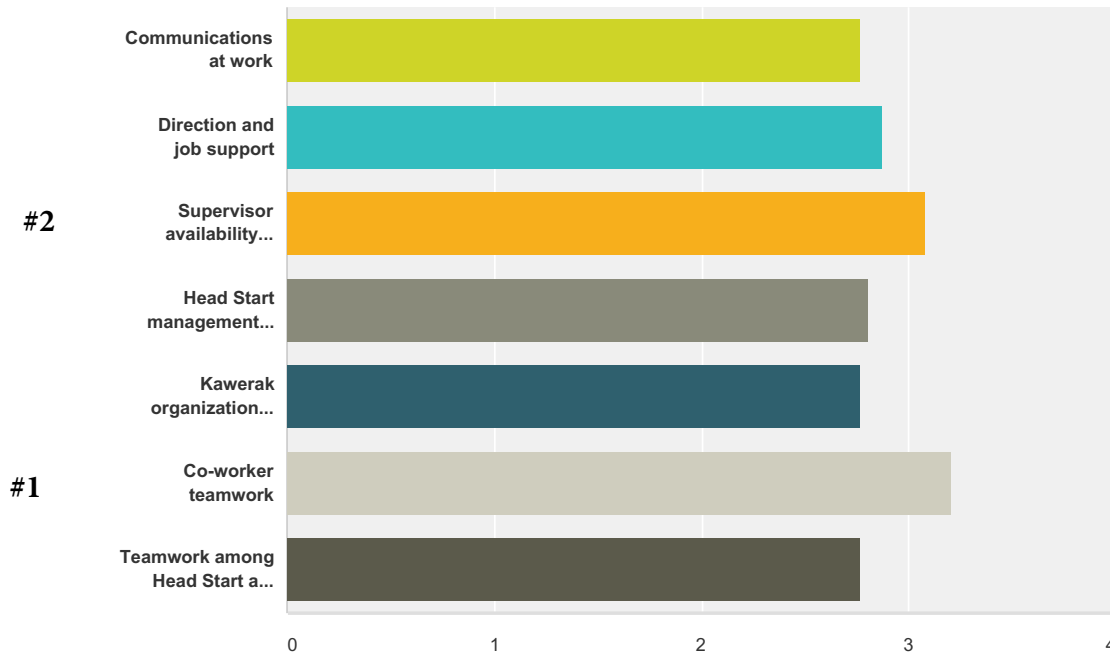
Answered: 35 Skipped: 5



		Not at all supportive	Ok	Helpful	Best & most supportive	Total	Weighted Average
#3	2 hours per week paid time for classes & course work	5.88% 2	23.53% 8	20.59% 7	50.00% 17	34	3.15
#1	Considered for merit increase based upon position and completing certificate/degree	5.71% 2	2.86% 1	25.71% 9	65.71% 23	35	3.51
	Tutoring	6.06% 2	39.39% 13	39.39% 13	15.15% 5	33	2.64
	Mentor and coach	6.06% 2	24.24% 8	36.36% 12	33.33% 11	33	2.97
	Plan with schedule to complete certificate or degree	6.06% 2	27.27% 9	39.39% 13	27.27% 9	33	2.88
	Cohort/peer group	11.76% 4	29.41% 10	35.29% 12	23.53% 8	34	2.71
#2	Additional employee health& wellness (EHW) days - paid time off after complete education/training goal	8.57% 3	11.43% 4	34.29% 12	45.71% 16	35	3.17

Q5 How would you rate the following work environment factors?

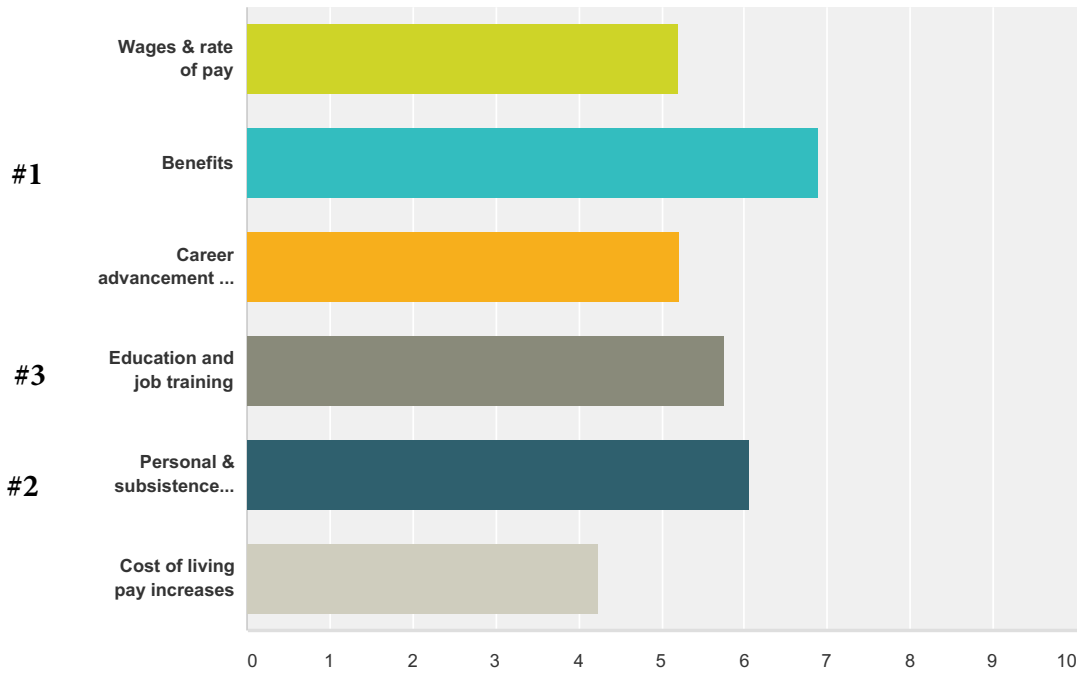
Answered: 38 Skipped: 2



	Not at all supportive	Ok but needs improvement	Good	Best & most supportive	N/A	Total	Weighted Average
Communications at work	0.00% 0	36.84% 14	50.00% 19	13.16% 5	0.00% 0	38	2.76
Direction and job support	2.63% 1	28.95% 11	47.37% 18	21.05% 8	0.00% 0	38	2.87
#2 Supervisor availability, communication & support	2.63% 1	26.32% 10	28.95% 11	39.47% 15	2.63% 1	38	3.08
Head Start management availability, communication & support based in Nome	2.70% 1	35.14% 13	40.54% 15	21.62% 8	0.00% 0	37	2.81
Kawerak organization availability, communication & support	10.53% 4	21.05% 8	50.00% 19	18.42% 7	0.00% 0	38	2.76
#1 Co-worker teamwork	0.00% 0	23.68% 9	31.58% 12	44.74% 17	0.00% 0	38	3.21
Teamwork among Head Start and school-certified teachers	7.89% 3	34.21% 13	28.95% 11	26.32% 10	2.63% 1	38	2.76

Q6 How would you rank the following Kawerak compensation and benefits?

Answered: 38 Skipped: 2



		Needs the most improvement	(no label)	(no label)	(no label)	Ok	(no label)	(no label)	(no label)	(no label)	Excellent	N/A	Total	Weighted Average
#1	Wages & rate of pay	21.05% 8	2.63% 1	2.63% 1	2.63% 1	21.05% 8	5.26% 2	13.16% 5	15.79% 6	0.00% 0	7.89% 3	7.89% 3	38	5.20
	Benefits	5.26% 2	0.00% 0	2.63% 1	5.26% 2	15.79% 6	2.63% 1	5.26% 2	28.95% 11	2.63% 1	15.79% 6	15.79% 6	38	6.88
	Career advancement or job promotion opportunities	10.53% 4	5.26% 2	7.89% 3	0.00% 0	31.58% 12	10.53% 4	5.26% 2	10.53% 4	0.00% 0	7.89% 3	10.53% 4	38	5.21
#3	Education and job training	2.63% 1	10.53% 4	2.63% 1	5.26% 2	26.32% 10	7.89% 3	7.89% 3	15.79% 6	2.63% 1	7.89% 3	10.53% 4	38	5.76
#2	Personal & subsistence leave	10.53% 4	2.63% 1	0.00% 0	5.26% 2	26.32% 10	5.26% 2	0.00% 0	18.42% 7	5.26% 2	13.16% 5	13.16% 5	38	6.06
	Cost of living pay increases	23.68% 9	10.53% 4	2.63% 1	0.00% 0	21.05% 8	15.79% 6	2.63% 1	2.63% 1	2.63% 1	5.26% 2	13.16% 5	38	4.24

Q7 Do you have any comments about any of your answers to the questions in this section?

Compensation

Answered: 13 Skipped: 27

- * I would like to see Head Start COLAs match what Kawerak is doing so Head Start is not behind.
- * The pay scale does not reflect the education an individual acquired. Village staff should have a higher pay scale due to the higher cost of living. When HR does recruitment for job openings, why does the Nome positions reflect a higher pay per hour? I also noticed that a cook in Nome is getting a higher pay than I am; when I am required to obtain my CDA, AAS in ECE or BA. I feel that village staff are always lower in the Kawerak pyramid, just because we are isolated in the village does not mean we should be denied the same treatment as Nome staff.
- * Teacher's pay needs to increase, especially with all the hard work they do in the classroom with the children. No matter how experienced they are, they should start at the same pay and higher pay then now.
- * The rate of pay for working with Head Start is where I feel its not fair for the amount of work with students, janitor work after the students leave, and all the paper work that needs to be turned in.
- * Cost of living increase should be given every year. Why punish the employment team for mismanagement of funds.
- * I think they should consider giving raises to the ones that want to become certified teacher that are actually taking classes and the ones that have been with Head start/Early head start long time they are the ones with experience
- * Head Start employees work hard and jump through the hoops for education and should be compensated for such tasks.

Education/Training

- * Achieving higher education goals- Degrees or CDAs- should grant you merit increases.
- * Paid time during work hours to "complete" educational goals is a nice perk, but should not interfere with daily work related responsibilities. Some staff are clocking out then returning for paid hours of education, this does not seem fair to other employees whom must be at their work stations (classrooms) then have classes in the evening.
- * Over-all Kawerak and Head Start have provided support for all employees to recieve their education without any financial burden on the employee. BAs, MAs, and Associate Degrees have been achieved by a multitude of employees.
- * Cooks will of course have different educational needs than teaching staff.

Classroom Preparations/Planning

- * We could improve by having planning time with Kawarek and BSSD teachers.
- * I am a Bering Strait School District employee. There seems to be an unclear understanding of what each job requirement is. As I try hard to understand what my Kawerak coworker's job requirement are, it seems that there remains a lack of understanding what my BSSD job requirements are. We have now been asked to join in on the phone conference on Mondays. That is another one hour and twenty minutes of our time. We also spend 40 minutes cleaning every day. I do lesson plans that are different from the Strategies Gold, yet are am asked to help put in lessons into the Strategies Gold plan. Our building conditions are difficult to work under, also.

Communications

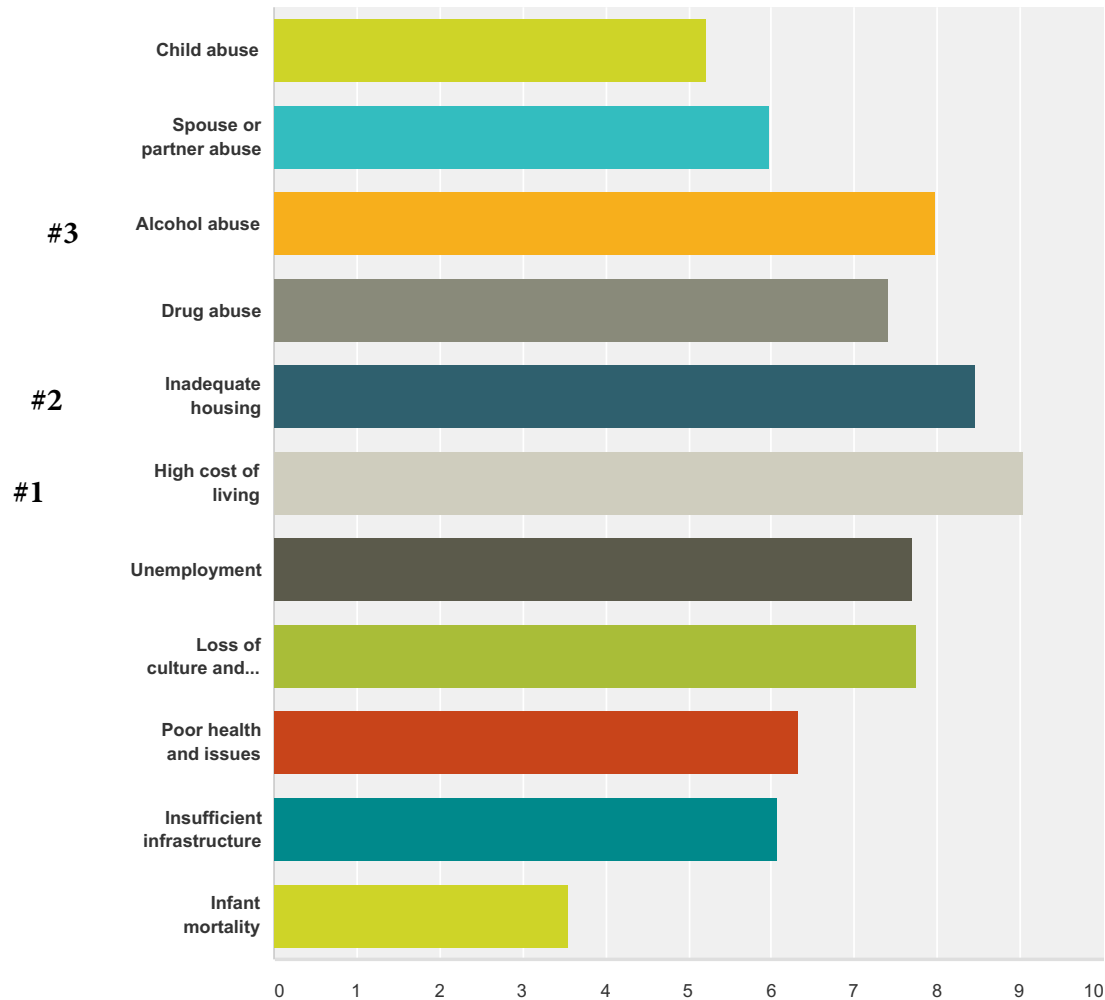
- * Kelsey does a great job answering emails and phone calls in a timely and considerate manner. Thanks Kelsey!
- * Communication has improved some this year. It was a rough start, and I can't make many changes in the room, but it has become more pleasant.

Leave

- * I really wish Head Start employees had a choice on how they'd like to use their subsistence leave. It is unfair that the rest of Kawerak employee's get to use their subsistence leave to actually subsist, and HS employees are forced to use it during Christmas vacation.
- * Subsistence should be available freely when it fits individuals needs, not saved for Winter Break. Staff should be responsible for their own leave hours during the required breaks. They don't have it they don't get paid.

Q8 Rate the following community problems from highest impact to lowest

Answered: 38 Skipped: 2



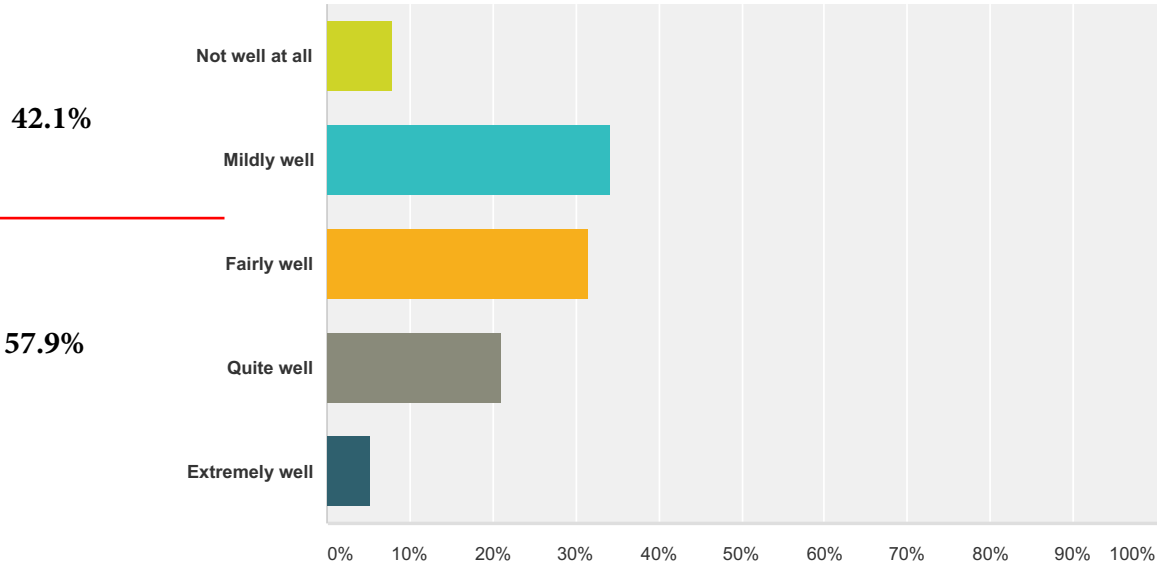
	Low impact	(no label)	(no label)	(no label)	Medium impact	(no label)	(no label)	(no label)	(no label)	High impact	Total	Weighted Average
	7.89% 3	10.53% 4	13.16% 5	2.63% 1	31.58% 12	5.26% 2	5.26% 2	7.89% 3	5.26% 2	10.53% 4	38	5.21
	5.26% 2	7.89% 3	13.16% 5	5.26% 2	13.16% 5	10.53% 4	10.53% 4	5.26% 2	18.42% 7	10.53% 4	38	5.97
#3	2.63% 1	5.26% 2	0.00% 0	5.26% 2	5.26% 2	5.26% 2	10.53% 4	7.89% 3	10.53% 4	47.37% 18	38	7.97
	2.63% 1	2.63% 1	5.26% 2	5.26% 2	15.79% 6	5.26% 2	0.00% 0	18.42% 7	7.89% 3	36.84% 14	38	7.42
#2	0.00% 0	0.00% 0	5.26% 2	2.63% 1	7.89% 3	2.63% 1	5.26% 2	13.16% 5	10.53% 4	52.63% 20	38	8.45
#1	0.00% 0	0.00% 0	2.63% 1	2.63% 1	2.63% 1	0.00% 0	5.26% 2	7.89% 3	18.42% 7	60.53% 23	38	9.03
	0.00% 0	0.00% 0	5.26% 2	2.63% 1	23.68% 9	5.26% 2	5.26% 2	7.89% 3	5.26% 2	44.74% 17	38	7.71

Staff Survey Kawerak Head Start/Early Head Start/Child Care Partnership

Loss of culture and language	0.00% 0	0.00% 0	7.89% 3	5.26% 2	13.16% 5	2.63% 1	13.16% 5	7.89% 3	7.89% 3	42.11% 16	38	7.74
Poor health and issues	0.00% 0	5.26% 2	5.26% 2	7.89% 3	26.32% 10	13.16% 5	5.26% 2	18.42% 7	5.26% 2	13.16% 5	38	6.32
Insufficient infrastructure	5.26% 2	0.00% 0	10.53% 4	5.26% 2	26.32% 10	10.53% 4	5.26% 2	21.05% 8	7.89% 3	7.89% 3	38	6.08
Infant mortality	36.84% 14	5.26% 2	13.16% 5	5.26% 2	23.68% 9	2.63% 1	2.63% 1	5.26% 2	0.00% 0	5.26% 2	38	3.55

Q9 How well do Head Start/Early Head Start/Childcare Partnership teachers and staff address community problems with children and parents/families?

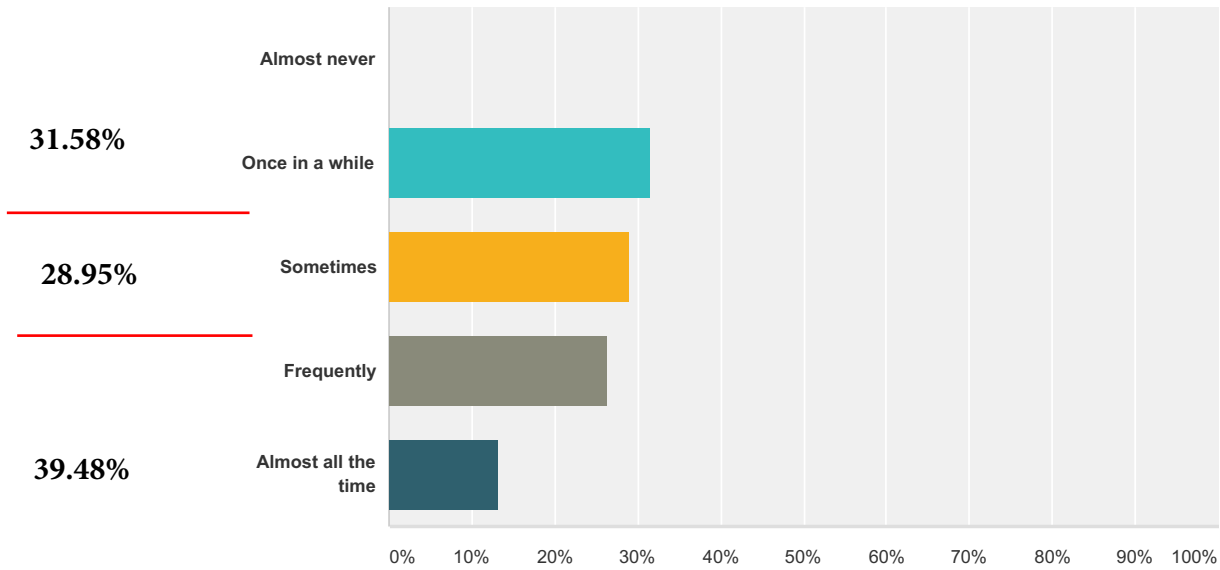
Answered: 38 Skipped: 2



Answer Choices	Responses
Not well at all	7.89% 3
Mildly well	34.21% 13
Fairly well	31.58% 12
Quite well	21.05% 8
Extremely well	5.26% 2
Total	38

Q10 How regularly do community problems affect early childhood education and child care programs?

Answered: 38 Skipped: 2



Answer Choices	Responses	
Almost never	0.00%	0
Once in a while	31.58%	12
Sometimes	28.95%	11
Frequently	26.32%	10
Almost all the time	13.16%	5
Total		38

**Q11 Do you have any comments about any
of your answers to the questions in this
section?**

Answered: 8 Skipped: 32

The items in number 8 [community problems question] determine student attendance. When students don't attend, our programs are not as impactful to children and families.

Parents/families would benefit more with parent training workshops from staff that attend trainings geared toward family surveys

Need more family commitment to program and attendance

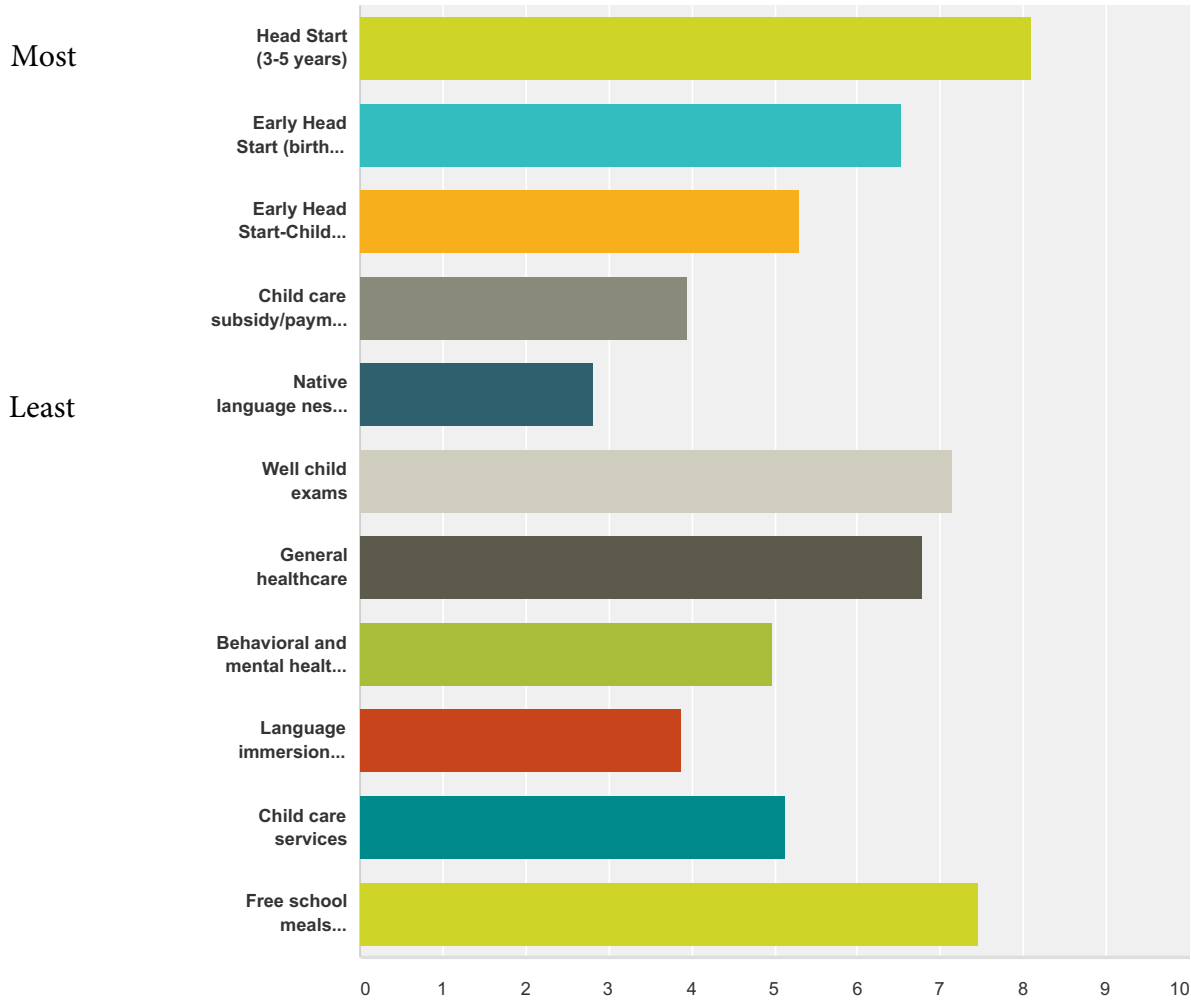
Our community seems to value their children's education. I'm impressed at how many work hard at this. I would like to see parents read to their children and work with their numbers and letters of the alphabet a home a little more.

It's hard to address without making the parents feel like you are judging them, so it's often avoided.

Poor health and issues?

Q12 How knowledgeable are you of the following resources in your community?

Answered: 38 Skipped: 2



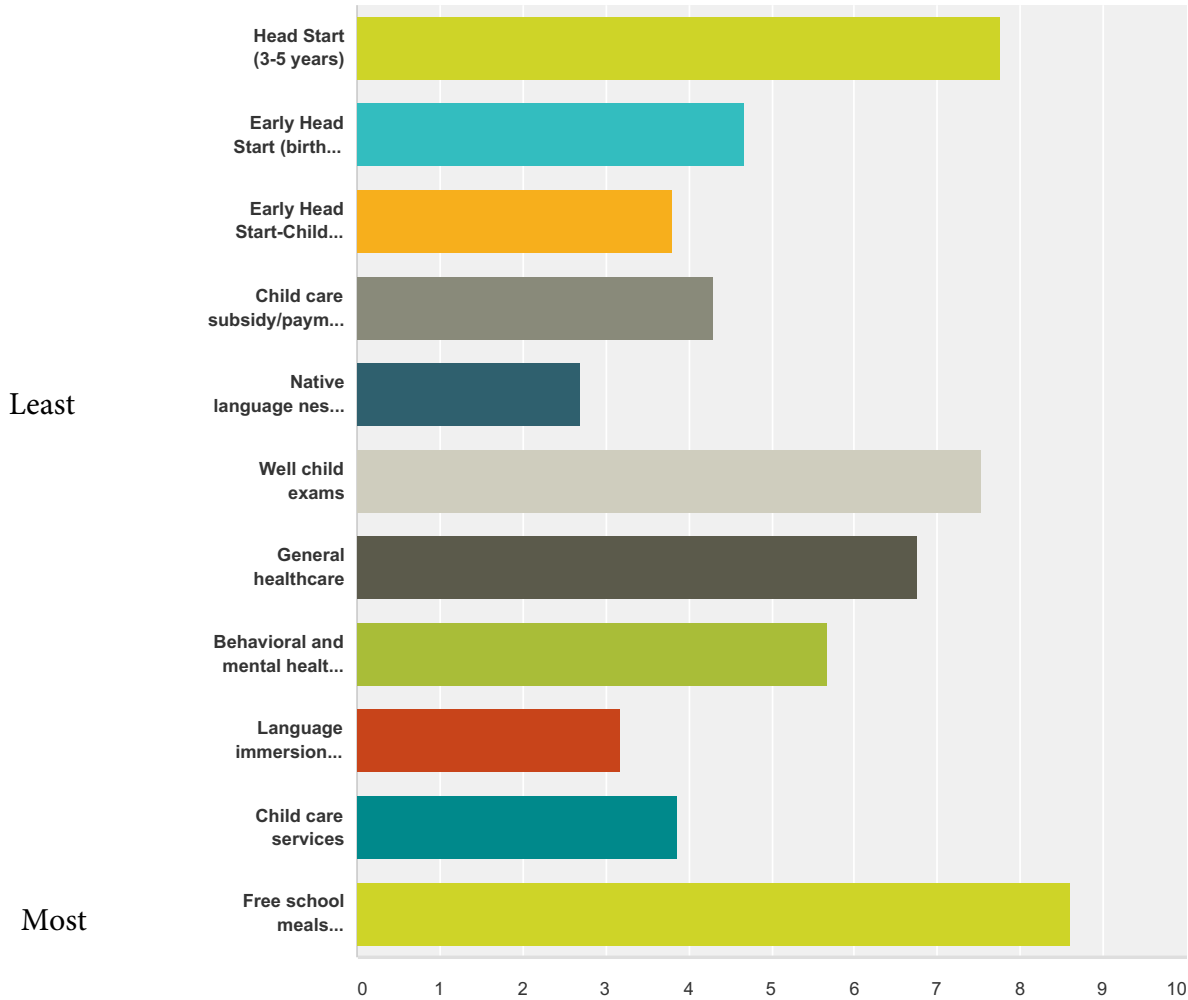
	Not knowledgeable	N/A	Generally knowledgeable	Very knowledgeable	Total	Weighted Average
Most						
Head Start (3-5 years)	0.00% 0	0.00% 0	37.84% 14	62.16% 23	37	8.11
Early Head Start (birth to 3 years)	10.53% 4	7.89% 3	44.74% 17	36.84% 14	38	6.54
Early Head Start-Child Care Partnership	28.95% 11	7.89% 3	34.21% 13	28.95% 11	38	5.31
Child care subsidy/payment program	44.74% 17	5.26% 2	34.21% 13	15.79% 6	38	3.94
Least						
Native language nests (birth to 7 years)	55.26% 21	10.53% 4	28.95% 11	5.26% 2	38	2.82
Well child exams	2.63% 1	0.00% 0	52.63% 20	44.74% 17	38	7.13
General healthcare	2.70% 1	0.00% 0	59.46% 22	37.84% 14	37	6.78

Staff Survey Kawerak Head Start/Early Head Start/Child Care Partnership

Behavioral and mental health care	24.32% 9	0.00% 0	56.76% 21	18.92% 7	37	4.97
Language immersion education (Pre-K-1)	36.84% 14	2.63% 1	52.63% 20	7.89% 3	38	3.89
Child care services	26.32% 10	2.63% 1	47.37% 18	23.68% 9	38	5.14
Free school meals (breakfast & lunch)	7.89% 3	0.00% 0	36.84% 14	55.26% 21	38	7.45

Q13 In your opinion, how accessible & available are the following resources in your community?

Answered: 38 Skipped: 2



	Not accessible & available	N/A	Generally accessible & available	Very accessible & available	Total	Weighted Average
Head Start (3-5 years)	0.00% 0	0.00% 0	44.74% 17	55.26% 21	38	7.76
Early Head Start (birth to 3 years)	23.68% 9	10.53% 4	52.63% 20	13.16% 5	38	4.68
Early Head Start-Child Care Partnership	34.21% 13	18.42% 7	39.47% 15	7.89% 3	38	3.81
Child care subsidy/payment program	26.32% 10	23.68% 9	39.47% 15	10.53% 4	38	4.31
Native language nests (birth to 7 years)	47.37% 18	23.68% 9	26.32% 10	2.63% 1	38	2.69
Well child exams	2.63% 1	0.00% 0	44.74% 17	52.63% 20	38	7.53
General healthcare	0.00% 0	0.00% 0	64.86% 24	35.14% 13	37	6.76

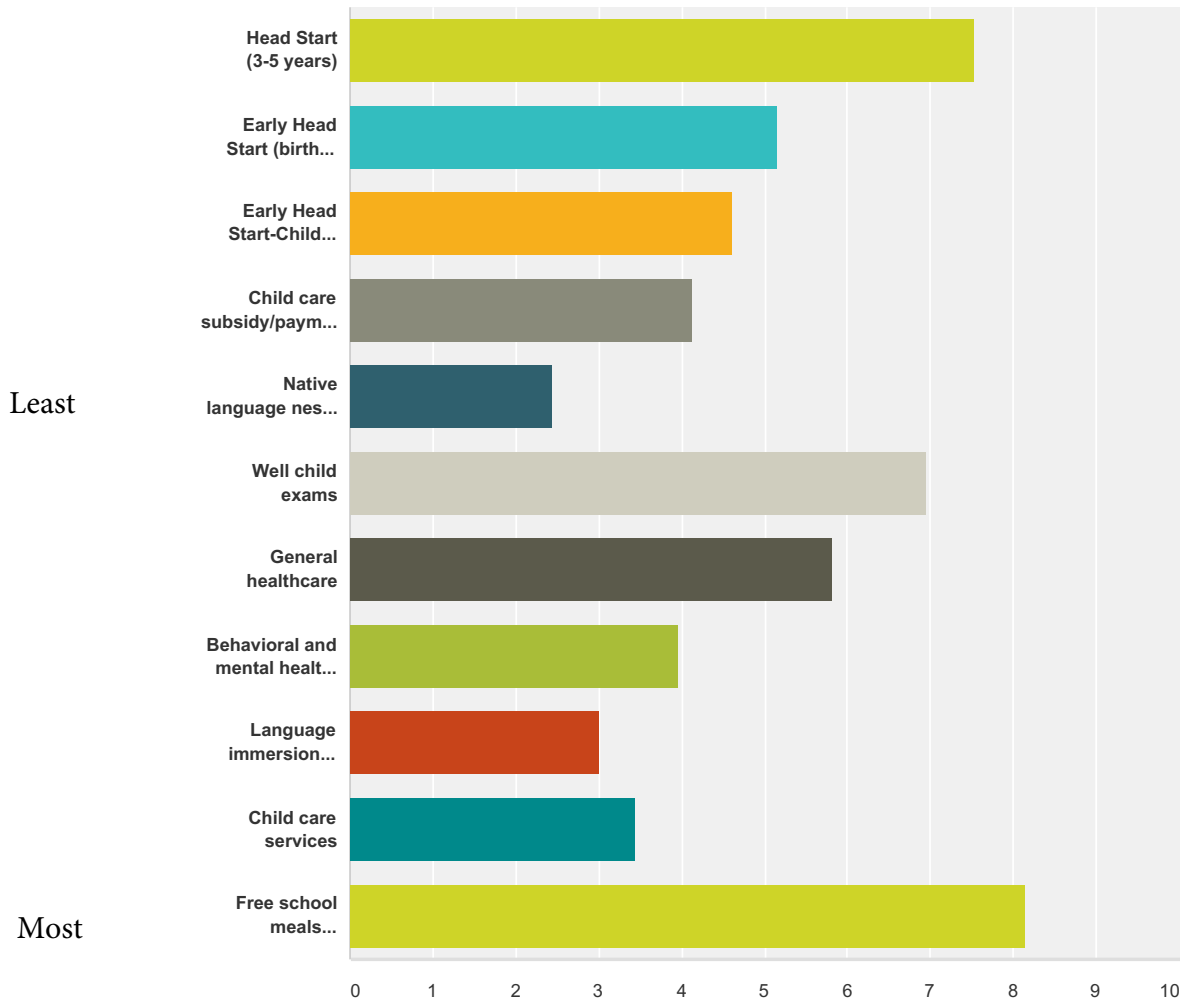
Staff Survey Kawerak Head Start/Early Head Start/Child Care Partnership

Behavioral and mental health care	15.79% 6	0.00% 0	57.89% 22	26.32% 10	38	5.68
Language immersion education (Pre-K-1)	39.47% 15	13.16% 5	47.37% 18	0.00% 0	38	3.18
Child care services	36.84% 14	5.26% 2	50.00% 19	7.89% 3	38	3.86
Free school meals (breakfast & lunch)	2.63% 1	7.89% 3	21.05% 8	68.42% 26	38	8.60

Most

Q14 In your opinion, how adequate are the following resources in your community?

Answered: 38 Skipped: 2



	Not adequate or enough	N/A	Generally adequate or enough	Very adequate or enough	Total	Weighted Average
Head Start (3-5 years)	2.63% 1	0.00% 0	44.74% 17	52.63% 20	38	7.53
Early Head Start (birth to 3 years)	26.32% 10	15.79% 6	34.21% 13	23.68% 9	38	5.16
Early Head Start-Child Care Partnership	24.32% 9	21.62% 8	40.54% 15	13.51% 5	37	4.62
Child care subsidy/payment program	34.21% 13	18.42% 7	34.21% 13	13.16% 5	38	4.13
Native language nests (birth to 7 years)	55.26% 21	18.42% 7	23.68% 9	2.63% 1	38	2.45
Well child exams	5.41% 2	0.00% 0	51.35% 19	43.24% 16	37	6.95
General healthcare	15.79% 6	0.00% 0	55.26% 21	28.95% 11	38	5.82

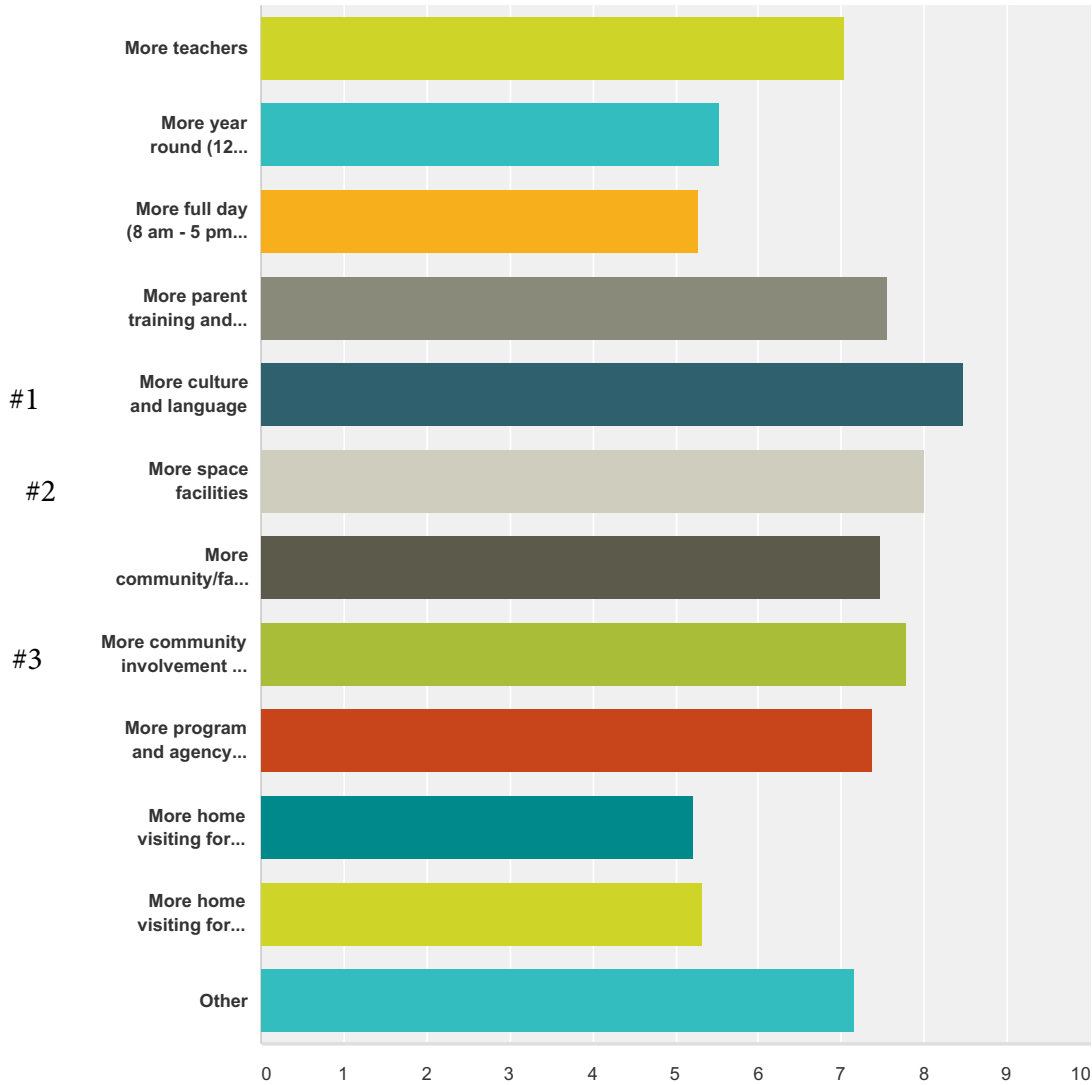
Staff Survey Kawerak Head Start/Early Head Start/Child Care Partnership

Behavioral and mental health care	42.11% 16	0.00% 0	44.74% 17	13.16% 5	38	3.97
Language immersion education (Pre-K-1)	50.00% 19	13.16% 5	31.58% 12	5.26% 2	38	3.00
Child care services	50.00% 19	5.26% 2	34.21% 13	10.53% 4	38	3.44
Free school meals (breakfast & lunch)	7.89% 3	5.26% 2	21.05% 8	65.79% 25	38	8.14

Most

Q15 What resources are most needed in your community for early childhood education?

Answered: 38 Skipped: 2



	Not needed	(no label)	(no label)	(no label)	Ok	(no label)	(no label)	(no label)	(no label)	Most needed	Total	Weighted Average
More teachers	5.41% 2	5.41% 2	2.70% 1	0.00% 0	21.62% 8	0.00% 0	16.22% 6	13.51% 5	2.70% 1	32.43% 12	37	7.03
More year round (12 months) Head Start & Early Head Start services	23.68% 9	7.89% 3	2.63% 1	5.26% 2	13.16% 5	5.26% 2	5.26% 2	7.89% 3	2.63% 1	26.32% 10	38	5.53
More full day (8 am - 5 pm) Head Start & Early Head Start services	26.32% 10	7.89% 3	5.26% 2	0.00% 0	15.79% 6	5.26% 2	5.26% 2	7.89% 3	2.63% 1	23.68% 9	38	5.29
More parent training and support	0.00% 0	2.63% 1	2.63% 1	5.26% 2	15.79% 6	2.63% 1	13.16% 5	21.05% 8	2.63% 1	34.21% 13	38	7.55
More culture and language	2.63% 1	0.00% 0	2.63% 1	0.00% 0	2.63% 1	2.63% 1	15.79% 6	18.42% 7	2.63% 1	52.63% 20	38	8.47

Staff Survey Kawerak Head Start/Early Head Start/Child Care Partnership

#2	More space facilities	2.70% 1	0.00% 0	2.70% 1	5.41% 2	5.41% 2	8.11% 3	16.22% 6	8.11% 3	0.00% 0	51.35% 19	37	8.00
	More community/family activities	0.00% 0	2.63% 1	0.00% 0	0.00% 0	15.79% 6	7.89% 3	26.32% 10	18.42% 7	5.26% 2	23.68% 9	38	7.47
#3	More community involvement in education	0.00% 0	2.63% 1	0.00% 0	0.00% 0	15.79% 6	5.26% 2	15.79% 6	23.68% 9	5.26% 2	31.58% 12	38	7.79
	More program and agency coordination	0.00% 0	0.00% 0	0.00% 0	2.63% 1	26.32% 10	0.00% 0	28.95% 11	13.16% 5	2.63% 1	26.32% 10	38	7.37
	More home visiting for birth to 3 years	16.22% 6	10.81% 4	5.41% 2	2.70% 1	21.62% 8	8.11% 3	10.81% 4	8.11% 3	2.70% 1	13.51% 5	37	5.22
	More home visiting for 4-5 years	10.53% 4	13.16% 5	5.26% 2	5.26% 2	23.68% 9	7.89% 3	13.16% 5	5.26% 2	0.00% 0	15.79% 6	38	5.32
*	Other	16.67% 1	16.67% 1	0.00% 0	0.00% 0	0.00% 0	0.00% 0	0.00% 0	0.00% 0	0.00% 0	66.67% 4	6	7.17

* Other categories commented:

- Child Care in Nome
- Quality Child Care Services
- Better facilities and technologies to work with

Q16 Do you have any comments about any of your answers to the questions in this section?

Answered: 8 Skipped: 32

Childcare

Child Care for foster children in my care is not always available in a state licensed facility or home. Without it I can't do foster care.

More licensed Quality Home Child Care Services since center based is so limited. More available to those "over income" guidelines who do not qualify for subsidy. Childcare services have not been reliable in Nome, and it is one of the biggest struggles for working moms/families.

Professional working parents have lost access to child care in Nome. The highest at risk families are paying the most for services (ehs-cc).

Child Care services needs to be over hauled and made more available and user friendly to families.

Facilities

We need more storage space, office and work space as well as faster and updated internet.

More space for facilities: Most sites have wonderful facilities. However, Koyuk is in dire need of a new building. The current building is small and unsafe for children.

Culture & Language

Native language nests?

Compensation

To provide a quality program for all students- Kawerak Head Start should start hiring within and paying Lead Teachers wages comparable to school district teachers.

Program Services

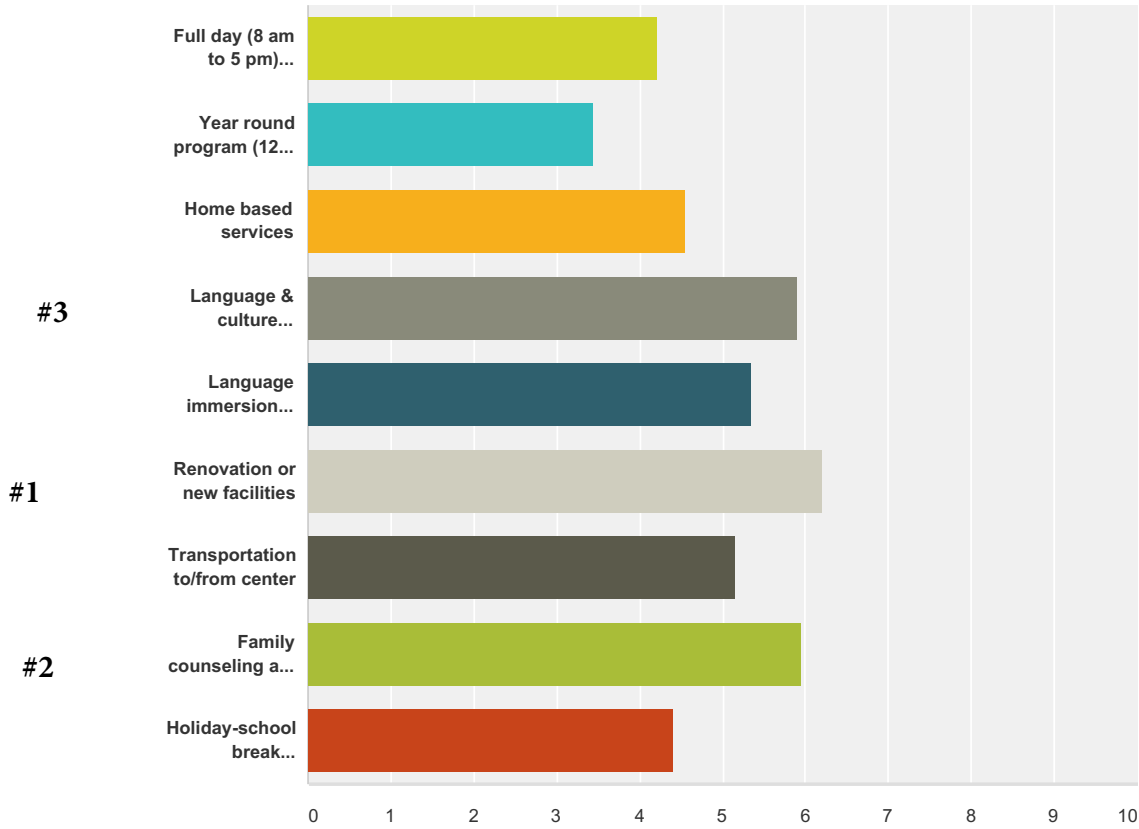
Services for 3's needs to be increased.

EHS students (all) should have priority placement before opening slots to general public. Continuity of care should be followed as stated in Head Start policies.

Additional services should be spread out to village sites. Home based and EHS should be more available in village communities.

Q17 How would you prioritize the following future expansion of Head Start/Early Head Start services? #1 the highest priority

Answered: 38 Skipped: 2



	1	2	3	4	5	6	7	8	9	Total	Score
	Full day (8 am to 5 pm) program	13.79% 4	3.45% 1	3.45% 1	13.79% 4	0.00% 0	17.24% 5	13.79% 4	17.24% 5	17.24% 5	29 4.21
	Year round program (12 months)	3.13% 1	6.25% 2	6.25% 2	3.13% 1	6.25% 2	9.38% 3	15.63% 5	37.50% 12	12.50% 4	32 3.44
	Home based services	3.13% 1	6.25% 2	15.63% 5	6.25% 2	15.63% 5	18.75% 6	18.75% 6	6.25% 2	9.38% 3	32 4.56
#3	Language & culture curriculum implementation	13.33% 4	23.33% 7	20.00% 6	6.67% 2	6.67% 2	6.67% 2	6.67% 2	6.67% 2	10.00% 3	30 5.90
	Language immersion approach	16.13% 5	6.45% 2	12.90% 4	16.13% 5	16.13% 5	3.23% 1	9.68% 3	9.68% 3	9.68% 3	31 5.35
#1	Renovation or new facilities	26.47% 9	5.88% 2	11.76% 4	17.65% 6	14.71% 5	11.76% 4	5.88% 2	2.94% 1	2.94% 1	34 6.21
	Transportation to/from center	8.82% 3	11.76% 4	14.71% 5	20.59% 7	8.82% 3	5.88% 2	8.82% 3	0.00% 0	20.59% 7	34 5.15
#2	Family counseling and support	6.06% 2	24.24% 8	9.09% 3	12.12% 4	30.30% 10	6.06% 2	9.09% 3	3.03% 1	0.00% 0	33 5.94
	Holiday-school break activities with young children	13.51% 5	8.11% 3	5.41% 2	2.70% 1	10.81% 4	18.92% 7	8.11% 3	13.51% 5	18.92% 7	37 4.41

Q18 Comments on priorities or future expansion of Head Start/Early Head Start

Answered: 10 Skipped: 30

Program Services

I think the full day option is only needed in Nome.

I think parents would really benefit from a full day program considering most families work from 8-5.

Private pay slots should be available for child care.

Facilities

Bigger room and outdoor playground for WMO Head Start.

Our Headstart building needs to be expanded. Our community is growing and will be growing for many years to come. We would like to ask for a gym area inside the Headstart.

Connex/garage for existing equipment, fuel, trailer, chemicals.

Village site buildings should have priority of expansion funds.

Current building was promised kitchen and work space updates, now on hold.

New building for Partnership will assist with future HS expansion plans.

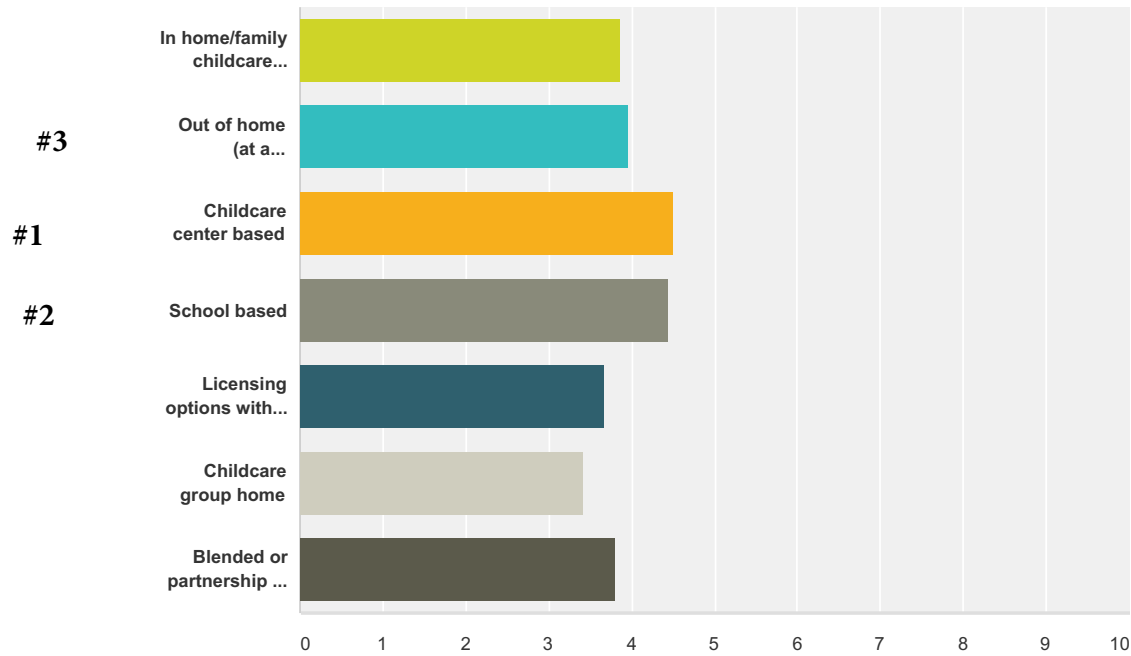
For some sites, the facilities are not a concern. For Koyuk and Shishmaref, I would put a new facility at the top of their priority list.

Culture & Language

Spending valuable resources on language immersion at this age seems pointless. Basic english language/communication skills should take priority.

Q19 How would you prioritize the future expansion of childcare services? #1 the highest priority

Answered: 37 Skipped: 3



	1	2	3	4	5	6	7	Total	Score
	12.90% 4	19.35% 6	12.90% 4	12.90% 4	6.45% 2	9.68% 3	25.81% 8	31	3.87
#3	6.45% 2	22.58% 7	22.58% 7	3.23% 1	9.68% 3	25.81% 8	9.68% 3	31	3.97
#1	13.33% 4	26.67% 8	20.00% 6	10.00% 3	10.00% 3	6.67% 2	13.33% 4	30	4.50
#2	28.13% 9	12.50% 4	9.38% 3	18.75% 6	6.25% 2	6.25% 2	18.75% 6	32	4.44
	12.12% 4	6.06% 2	15.15% 5	9.09% 3	27.27% 9	21.21% 7	9.09% 3	33	3.67
	6.67% 2	6.67% 2	6.67% 2	26.67% 8	23.33% 7	16.67% 5	13.33% 4	30	3.43
	15.63% 5	6.25% 2	12.50% 4	15.63% 5	21.88% 7	15.63% 5	12.50% 4	32	3.81

Q20 Comments on priorities or future expansion of Childcare services

Answered: 12 Skipped: 28

Childcare Rates & Subsidy Plan

Figure out a more reasonable subsidy plan. low income families should not be paying more for their child to attend than high income families.

We need more for pay quality-reliable child care services.

Center Based

If licensed child care is available, I am open to any type of child care but do prefer a child care center.

Bigger building

Qualifications of Providers

Licensing options with childcare services?

Highly trained, honest, trustworthy workers due to sexually abusive or drugs.

Home Based

Would be nice to have in home/family childcare services for children that cannot attend at the center base due to health issues.

Home providers should be held accountable for being fulling enrolled, and providing the quality and hours of care they promise families. Home Providers are inconsistent and only provide care to a select few. Home providers start, get support, supplies (fed funded), client referrals then shortly after they tend to close or change hours.

Other

Childcare services should be a priority in our villages. Parents who work have a very difficult time finding safe, consistent childcare for their children.

Not sure what would be best.

Q21 Do you have other suggestions for improvement or comments?

Answered: 8 Skipped: 32

If my child is in child care, I prefer they are in an environment with other children and they are in an educational setting.

I am BSSD staff- Please compensate our Kawerak partners for all their hard work and dedication to making our programs work smoothly and be supportive.

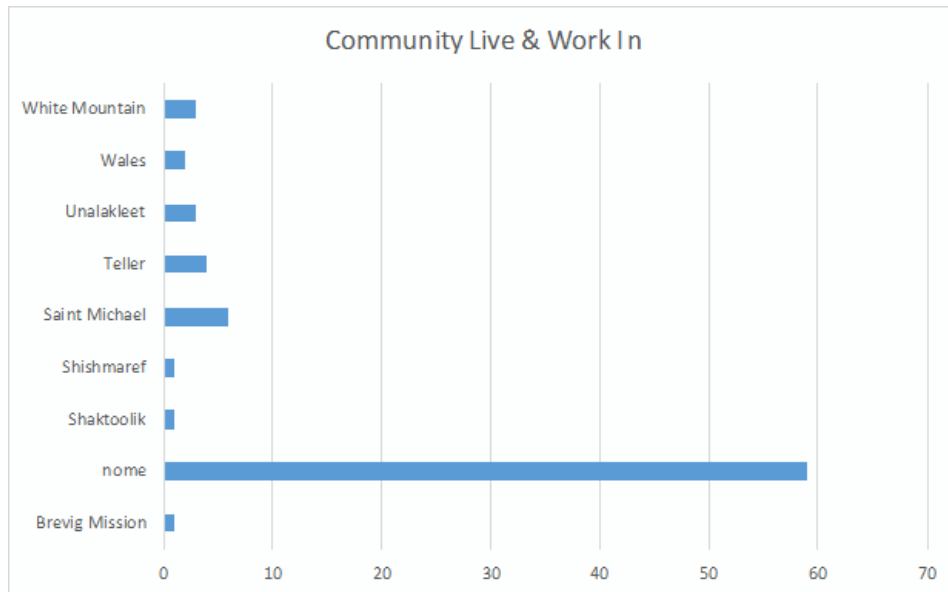
Plan real good and build positive grounds for upbringing children in a safe and educational way

Continue our team efforts with all core staff, and leadership teams. Suggest all core staff attend NISHDA this year and include our retreat within this trip. All HS and EHS specialists and directors need a retreat to brainstorm ideas, and to connect as a team. We truly are Alaska Head Starts A-Team and very proud to be part of this power house group. Common goals and regular communication has pushed us to the next level of care and service.

Having the Teachers in EHS/CC to become certified teachers

Q1 Please write your community you live and work in.

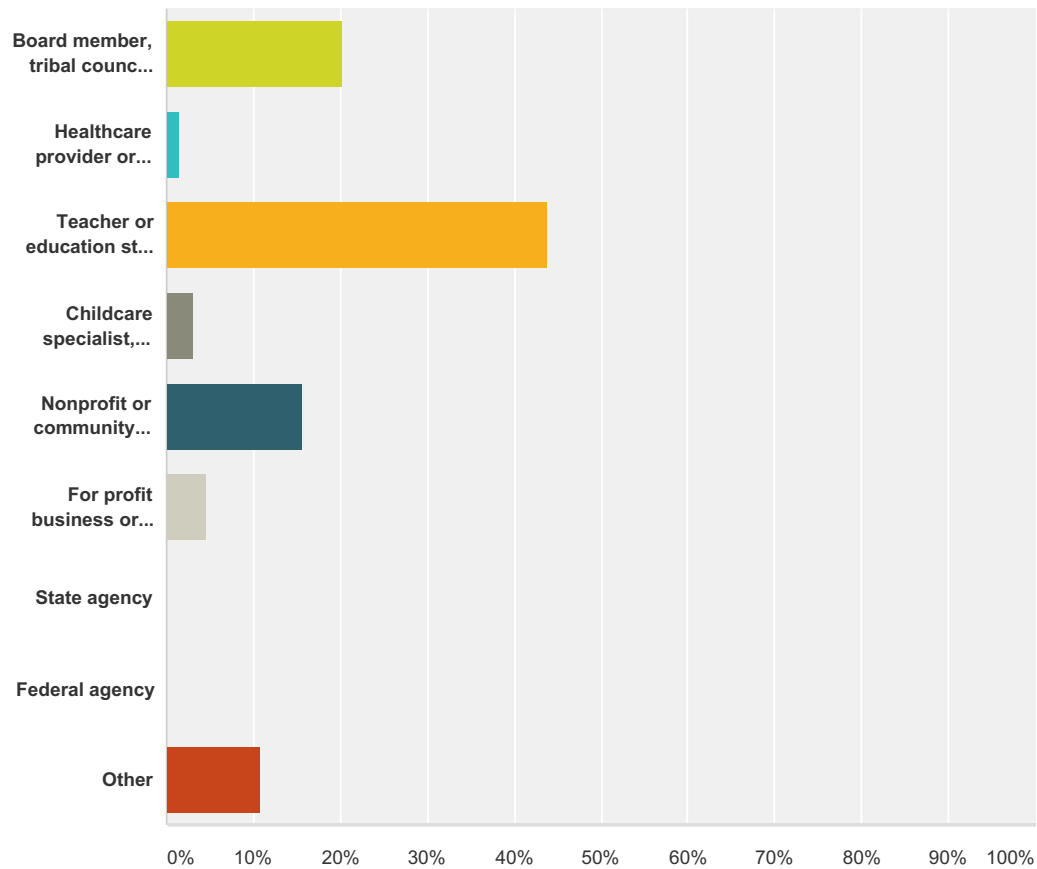
Answered: 80 Skipped: 0



Brevig Mission	1
nome	59
Shaktoolik	1
Shishmaref	1
Saint Michael	6
Teller	4
Unalakleet	3
Wales	2
White Mountain	3

Q2 What is your role (please select one that best fits)?

Answered: 64 Skipped: 16

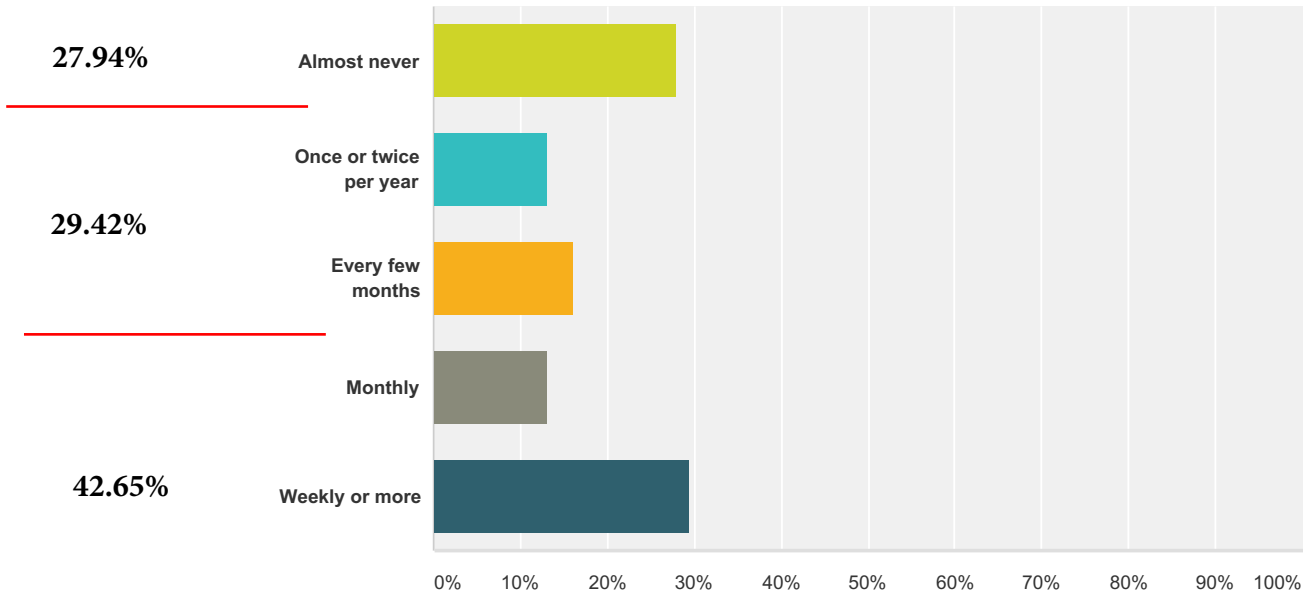


Answer Choices	Responses	
Board member, tribal council or city council member	20.31%	13
Healthcare provider or staff	1.56%	1
Teacher or education staff (pre-K-12-postsecondary)	43.75%	28
Childcare specialist, staff or provider	3.13%	2
Nonprofit or community organization staff	15.63%	10
For profit business or corporation	4.69%	3
State agency	0.00%	0
Federal agency	0.00%	0
* Other	10.94%	7
Total		64

* Other descriptions included: employee, EPA-IGAP assistant, village based counselor, educator, pre-K certified early childhood SPED teacher at HS, VPSO, academic postsecondary institution, early education facilitator, cook, EHS teacher, tribal staff and parent volunteer.

**Q3 How often do you meet or communicate
(in person, phone or email) with teachers or
staff at your Head Start/Early Head
Start Center?**

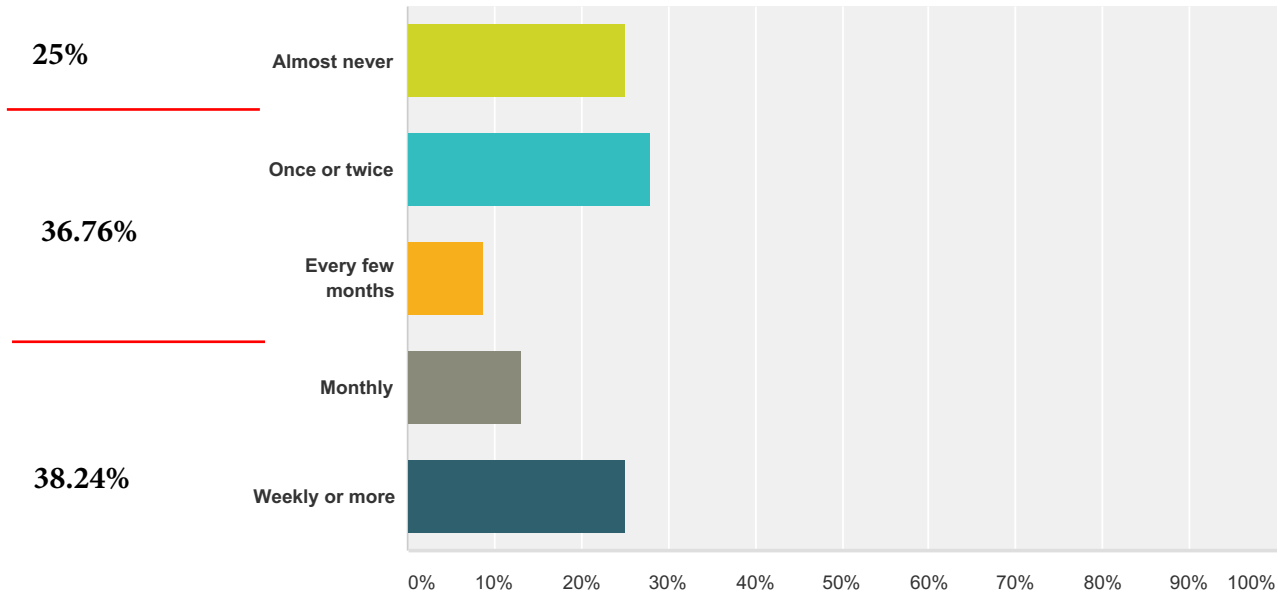
Answered: 68 Skipped: 12



Answer Choices	Responses	
Almost never	27.94%	19
Once or twice per year	13.24%	9
Every few months	16.18%	11
Monthly	13.24%	9
Weekly or more	29.41%	20
Total		68

Q4 In the past year, how often have you or your organization helped out or provided services with Head Start/Early Head Start children or families?

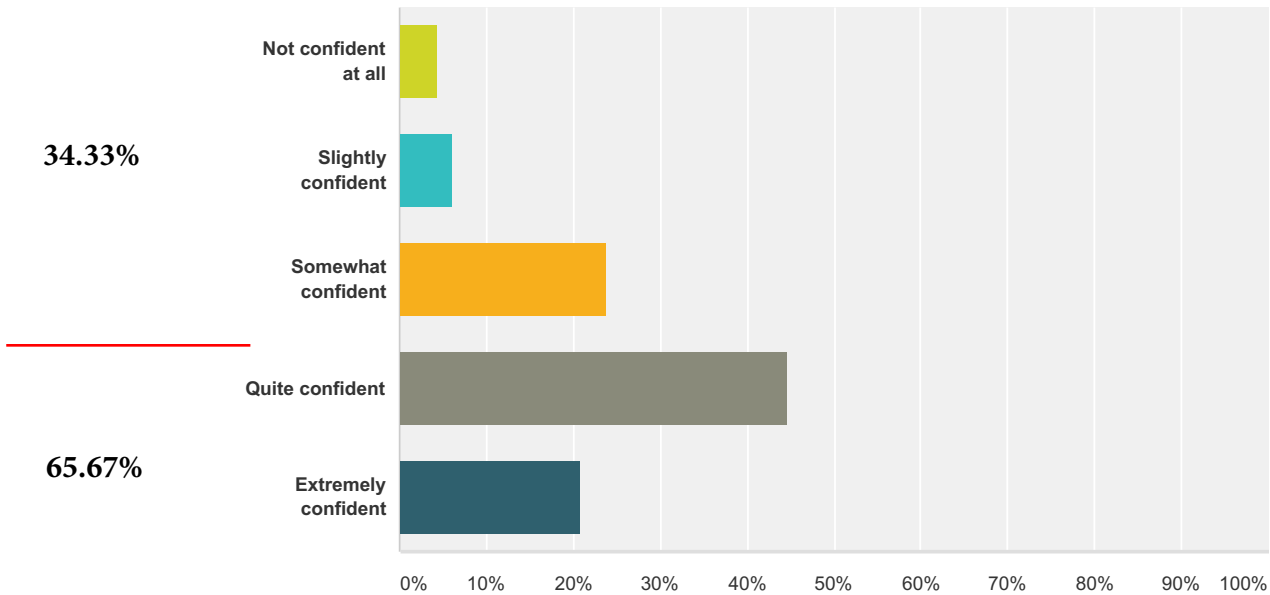
Answered: 68 Skipped: 12



Answer Choices	Responses	
Almost never	25.00%	17
Once or twice	27.94%	19
Every few months	8.82%	6
Monthly	13.24%	9
Weekly or more	25.00%	17
Total		68

Q5 How confident are you that the Head Start/Early Head Start teachers and staff meet children's learning needs?

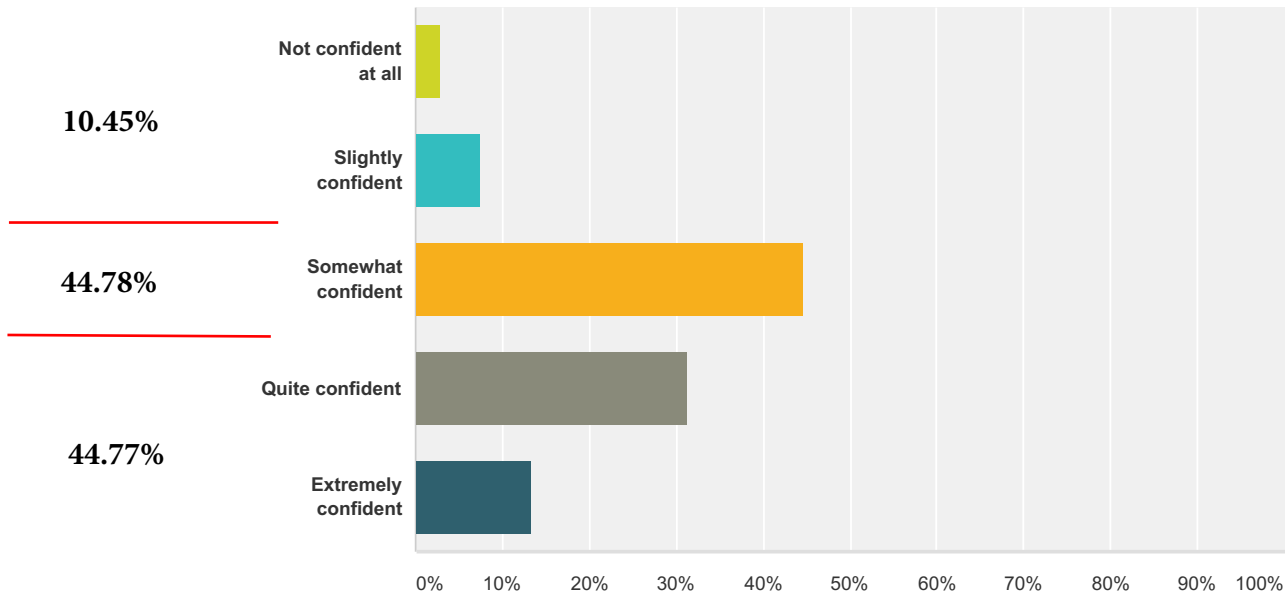
Answered: 67 Skipped: 13



Answer Choices	Responses	
Not confident at all	4.48%	3
Slightly confident	5.97%	4
Somewhat confident	23.88%	16
Quite confident	44.78%	30
Extremely confident	20.90%	14
Total		67

Q6 How confident are you the Head Start/Early Head Start staff provide support for parents and families?

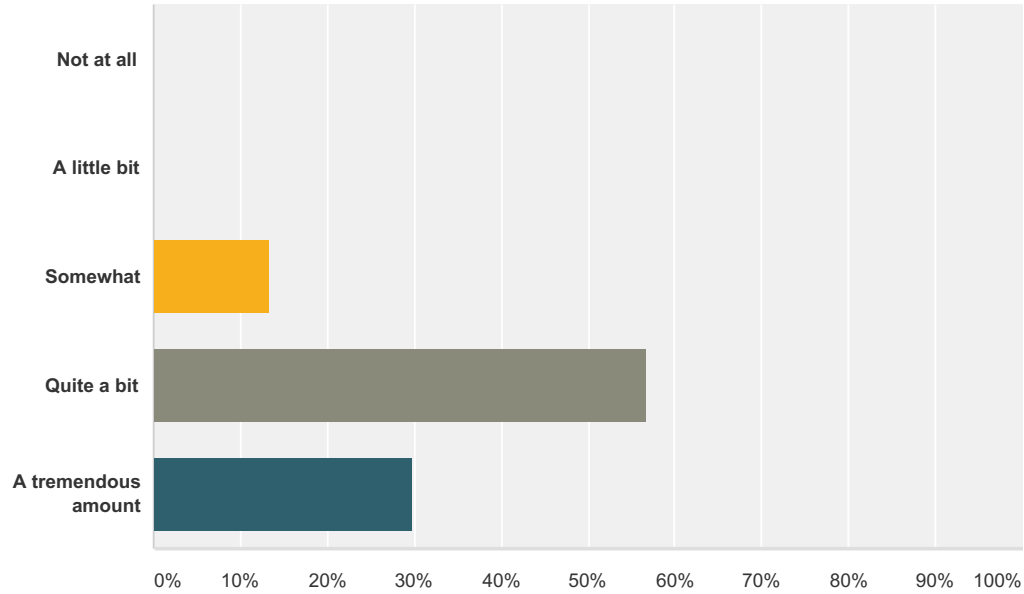
Answered: 67 Skipped: 13



Answer Choices	Responses
Not confident at all	2.99% 2
Slightly confident	7.46% 5
Somewhat confident	44.78% 30
Quite confident	31.34% 21
Extremely confident	13.43% 9
Total	67

Q7 To what extent do you think that children enjoy going to Head Start/Early Head Start?

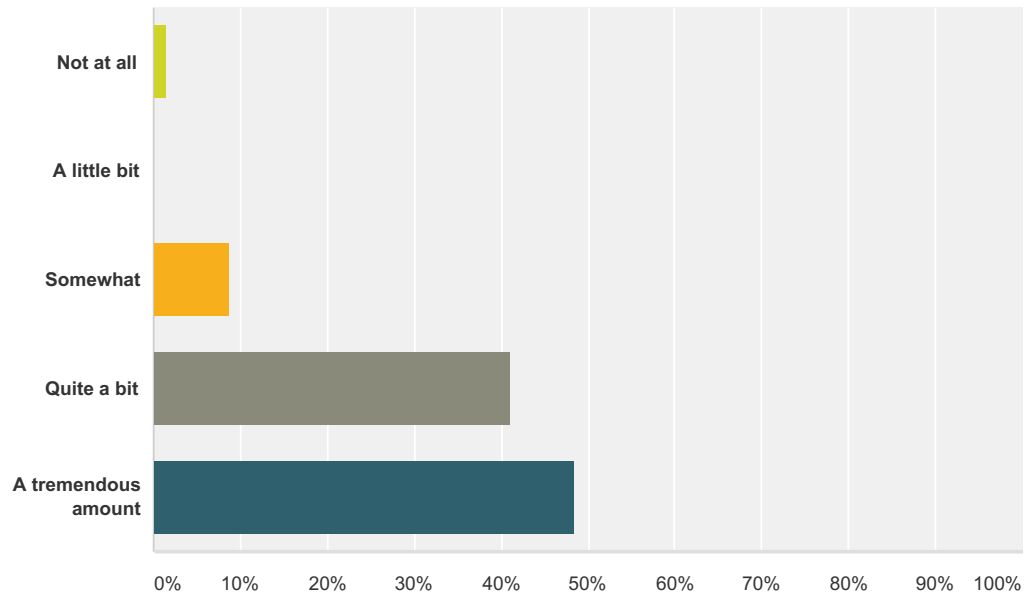
Answered: 67 Skipped: 13



Answer Choices	Responses	
Not at all	0.00%	0
A little bit	0.00%	0
Somewhat	13.43%	9
Quite a bit	56.72%	38
A tremendous amount	29.85%	20
Total		67

Q8 In your opinion, what educational difference does Head Start/Early Head Start make with children?

Answered: 68 Skipped: 12



Answer Choices	Responses	
Not at all	1.47%	1
A little bit	0.00%	0
Somewhat	8.82%	6
Quite a bit	41.18%	28
A tremendous amount	48.53%	33
Total		68

Q9 Do you have any comments about any of your answers to the questions in this section?

Answered: 30 Skipped: 50

Child Learning and Education Impact

* Thank you Kawerak Head Start Teachers

* I appreciate all that they're doing for our next generation, I appreciate all of their hard work and efforts they provide for the children, I was one of their students when I was in pre-school and they still are amazing.

* I know that Parents do like for their children to attend head start, they say that their children learn a lot from the teachers there, and also the children are very sad when they know that their is no school for a few days.

* The children in our community really need a supportive foundation that teaches academically and socially--they need to be ready for Kinder.

* Although it doesn't seem like there is a tremendous amount of outreach, we have 2 children in the program and they are doing very well and enjoy going to school

* Q.3. I live in Unalakleet and Head Start I believe is in BSSD

* The Nome EHS program is mostly excellent. A teeny bit more structure in the afternoon (like gym/outside time EVERY day) would improve it.

* Early education prepares all little ones for the public school setting. Without early education our little people will not be ready for kindergarten. Head Start not only prepares the children but also their parents. This support system for the parents is extremely important for first time parents.

* I teach at the High School and have absolutely no contact with the elementary school. However, my experience with Head Start in the villages in which I have taught (Nulato and Hughes) is that it is extremely effective at helping prepare students for school.

* The children are just getting used to getting up early, I think. That is why our attendace is low at times I believe head start is the start of a foundation for learning and helps prepare our children for the public school.

* Children who attend pre-K show how it helps when they enter school.

* Headstart is crucial to the development of our children. It has made an impact on my children and family directly, and is key to establishing strong academic progress early in life. I'm very grateful for Kawerak's Headstart program and staff, and applaud the support given from administrators at Kawerak and through community partnerships. Head Start provides a safe learning environment for our children. Head Start partners with Kawerak and Rural Cap to provide quality programs for the students and their parents.

* As a first grade teacher I can see tremendous difference whether a child has attended preschool or not. Our first students are now in 4th grade that we've had a certified teacher in preschool. Those students were more prepared to learn and we made so much gains. When you have 18-24 students in a classroom, we as classroom teachers have to depend on their level of skills to foster their academic growth. If they come more prepared we can work with them from where they are at to advance their skills and it also gives us more time to help those who need more help. I hope this helps because I truly believe that Headstart and preschools make a HUGE difference in not only the academics, but in life in general. Quyanna for taking the time to read this.

Staffing

- * The Head Start Teaching staff has lesser training but with the mentoring and educational leadership of the PREK certified teachers and Head Start support staff the program is very successful.
- * I have been impressed with the NPS teachers who work at the Kawerak Head Start building.
- * I think for my student I have difference of opinions in their teaching style.
- * Since I am the cook and my interaction is with the teachers here in this building, not the office in Kawerak. Our teaching staff is excellent and am very lucky to have them.

Partnerships & Resources

- * It'd be nice if Head Start and OCS had some sort of memorandum of agreement to involve tribes or NCC on the tribe's behalf (if tribe is in village and NCC is coordinating visits between children and family) to communicate freely about child's needs or their status.

Funding

- * UNK does not have a headstart program anymore, not sure I should be completing this survey. I support the Headstart program but not the ECE program that UNK has.
- * Hope PreK funding does not go away. The preschool and Headstart is super important to our community as well as surrounding communities
- * It is very important to keep this program in the villages, it is very beneficial to the children that go to school at this early age. I do not think it is being fair to have certain villages, who do not a certain amount of children, be cut from the program, it had happened before in Wales, and I feel that was not fair because of the number of children was too few.
- * I hope to hear the headstart will continue to service our kids.

Program

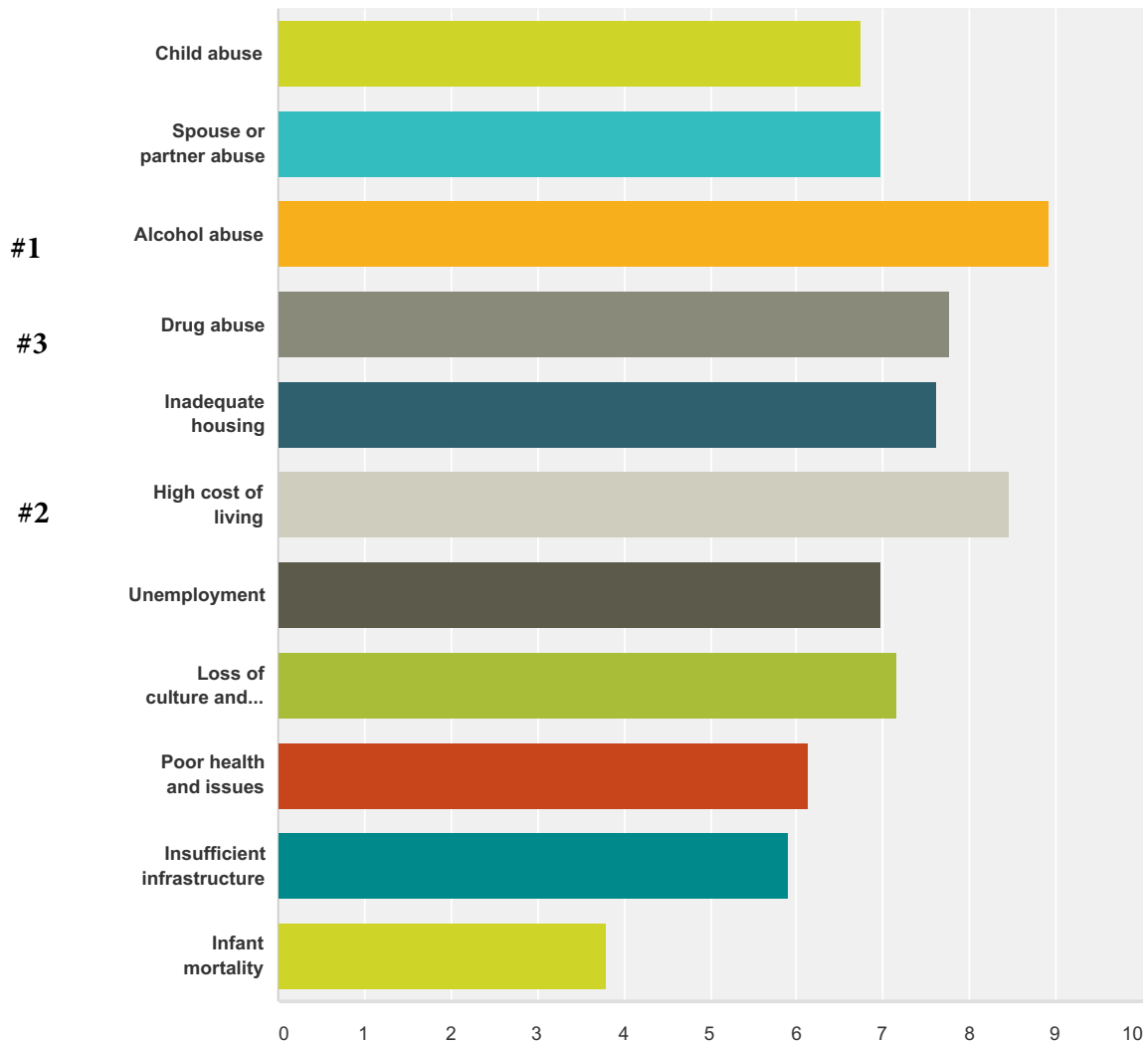
- * Would be nice to have someone to come look at the water pump and boiler system to keep the building running and a hire salary for teacher aides.
- * Head start is a huge waste of money. So much paperwork and nosy questions!
- * I think that headstart offers a lot for our children but I think so many of our children needs are greater than what head start can do that the children are still behind when they start kindergarten.

Other

- * I am really uneducated on what activities occur in town and what the response or efficacy are as a result.
- * I am not that involved with Head Start/Early Head Start; just guessing on some of these.

Q10 Rate the following community problems from highest impact to lowest

Answered: 66 Skipped: 14



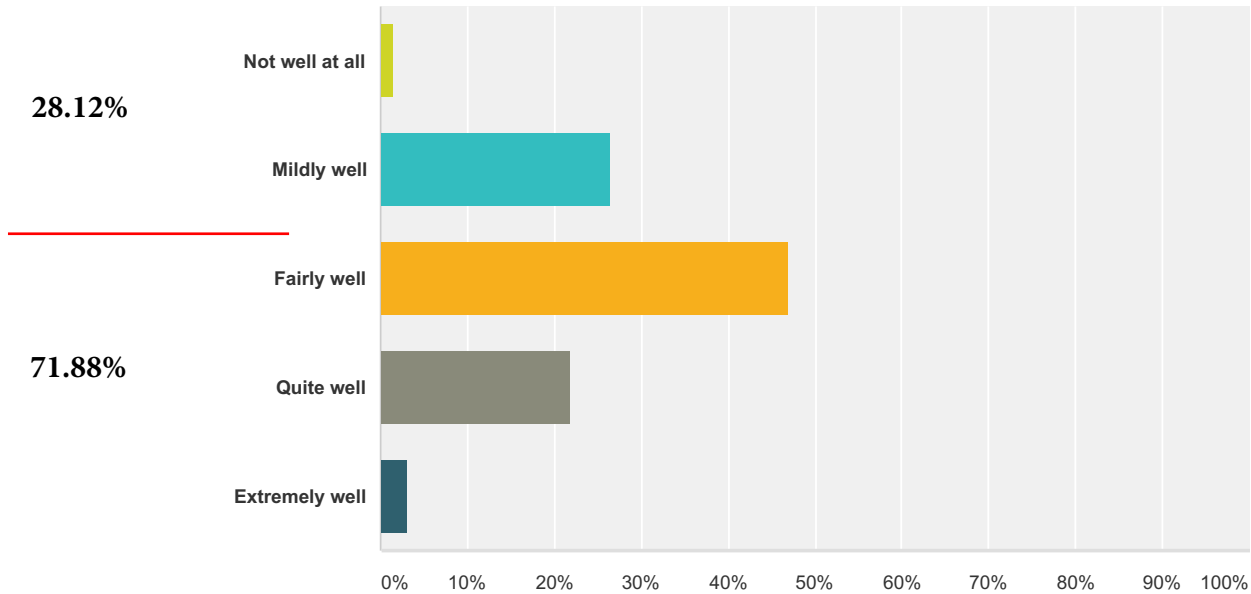
	Low impact	(no label)	(no label)	(no label)	Medium impact	(no label)	(no label)	(no label)	(no label)	High impact	Total	Weighted Average
Child abuse	3.08% 2	6.15% 4	4.62% 3	4.62% 3	13.85% 9	16.92% 11	3.08% 2	16.92% 11	9.23% 6	21.54% 14	65	6.74
Spouse or partner abuse	1.54% 1	4.62% 3	4.62% 3	1.54% 1	18.46% 12	10.77% 7	13.85% 9	9.23% 6	15.38% 10	20.00% 13	65	6.97
#1 Alcohol abuse	1.56% 1	0.00% 0	1.56% 1	0.00% 0	1.56% 1	4.69% 3	3.13% 2	17.19% 11	14.06% 9	56.25% 36	64	8.91
#3 Drug abuse	1.56% 1	1.56% 1	3.13% 2	1.56% 1	12.50% 8	7.81% 5	6.25% 4	17.19% 11	18.75% 12	29.69% 19	64	7.77
Inadequate housing	1.52% 1	3.03% 2	1.52% 1	1.52% 1	16.67% 11	4.55% 3	15.15% 10	12.12% 8	9.09% 6	34.85% 23	66	7.62
#2 High cost of living	0.00% 0	0.00% 0	1.54% 1	3.08% 2	10.77% 7	6.15% 4	1.54% 1	16.92% 11	9.23% 6	50.77% 33	65	8.45

Community & Tribal Organization Survey

Unemployment	3.08% 2	1.54% 1	3.08% 2	4.62% 3	18.46% 12	12.31% 8	10.77% 7	15.38% 10	7.69% 5	23.08% 15	65	6.98
Loss of culture and language	0.00% 0	6.25% 4	6.25% 4	6.25% 4	12.50% 8	6.25% 4	4.69% 3	21.88% 14	6.25% 4	29.69% 19	64	7.17
Poor health and issues	3.13% 2	1.56% 1	7.81% 5	10.94% 7	26.56% 17	7.81% 5	7.81% 5	15.63% 10	6.25% 4	12.50% 8	64	6.14
Insufficient infrastructure	4.76% 3	7.94% 5	12.70% 8	4.76% 3	17.46% 11	7.94% 5	11.11% 7	12.70% 8	7.94% 5	12.70% 8	63	5.90
Infant mortality	22.22% 14	20.63% 13	11.11% 7	11.11% 7	12.70% 8	4.76% 3	6.35% 4	3.17% 2	1.59% 1	6.35% 4	63	3.81

Q11 How well do Head Start/Early Head Start teachers and staff address community problems with children and parents/families?

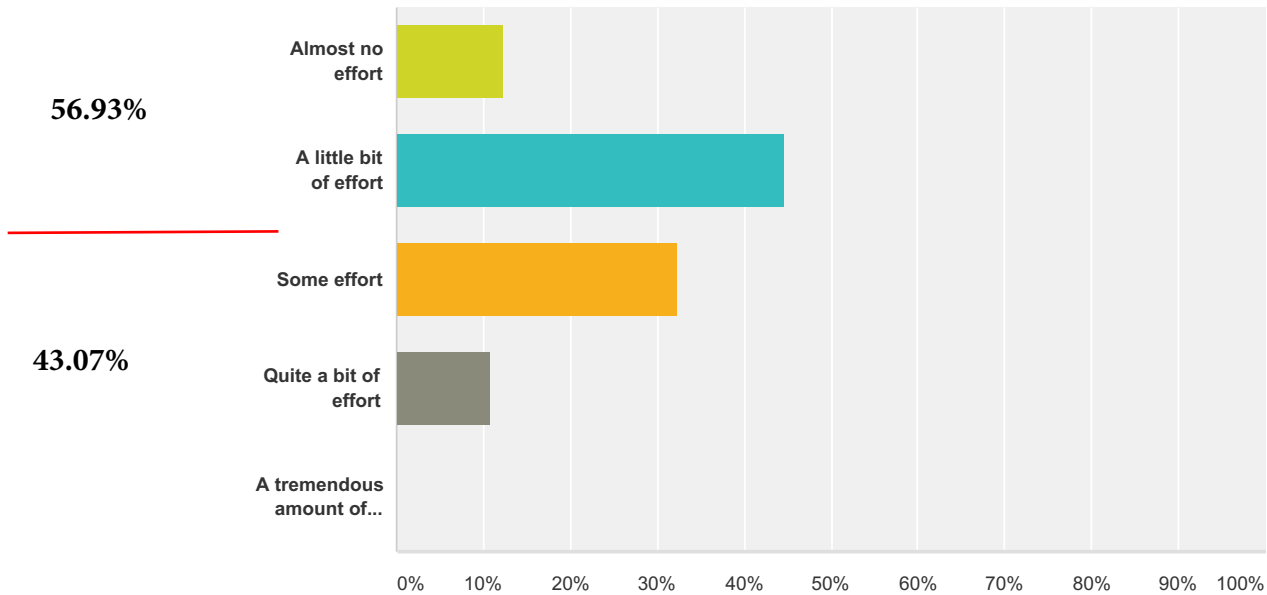
Answered: 64 Skipped: 16



Answer Choices	Responses	
Not well at all	1.56%	1
Mildly well	26.56%	17
Fairly well	46.88%	30
Quite well	21.88%	14
Extremely well	3.13%	2
Total		64

Q12 How much effort do parents of young children take to address community problems on a regular/daily basis?

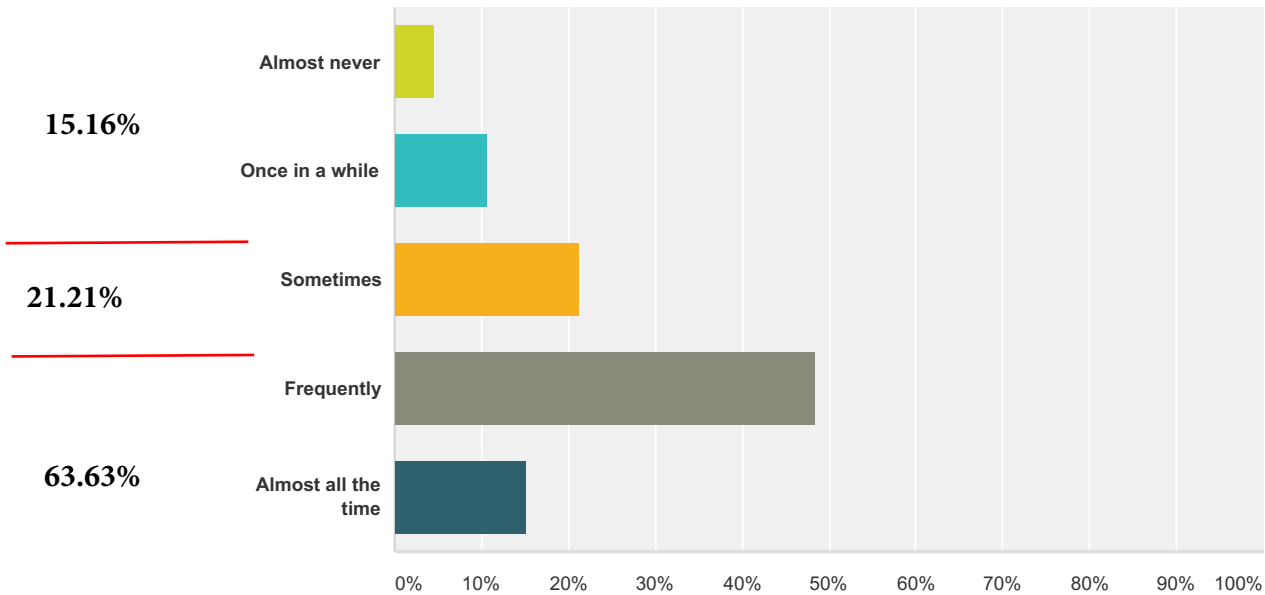
Answered: 65 Skipped: 15



Answer Choices	Responses	
Almost no effort	12.31%	8
A little bit of effort	44.62%	29
Some effort	32.31%	21
Quite a bit of effort	10.77%	7
A tremendous amount of effort	0.00%	0
Total		65

Q13 How regularly do community problems affect early childhood education and child care programs?

Answered: 66 Skipped: 14



Answer Choices	Responses
Almost never	4.55% 3
Once in a while	10.61% 7
Sometimes	21.21% 14
Frequently	48.48% 32
Almost all the time	15.15% 10
Total	66

Q14 Do you have any comments about any of your answers to the questions in this section?

Answered: 13 Skipped: 67

Alcoholism

Nome has a bad alcohol problem. The problems we see is more noticeable in our kids.

Family-Parenting Issues

Family dysfunction is often a problem with the families we see at Head Start.

"I'm not sure how to address question 11. I'm not familiar with Head Start staff working with families or children to directly alleviate community problems. I see it happening indirectly by them following their policies to ensure kids are getting their checkups, eating breakfast, lunch, and snacks, getting nap time, free time, and recess time, and most important providing a safe environment for them to just be kids.

I'm not too sure how to address 12, either. I see young parents either avoiding what their parents did that they didn't like (i.e. showing more love and affection) or following in foot-steps (irresponsible drinking, lack of supervision, lack of keeping medical care current). I don't know that the latter has more to do with - not knowing how to parent versus knowing and showing a lack of care; I think it has more to do with not knowing how."

Very little parental involvement. Very little support from Kawerak to help us approve subs to keep the doors open and have school on a regular basis.

I think one of the problems is not valuing education. Everyone says its important but we don't act like it. We don't make kids go to school, say its teachers fault, allow bad behavior and not make kids take responsibility.

Facilities

The city building needs ramps for those who need it due to special needs. The Headstart building is in the city building and we have a child who is in a wheel chair.

Not Sure

I don't know how accurate my answers are. I don't know how much parents address community problems. Each family is different.

Again--some of these questions are difficult to answer since I am new to the community.

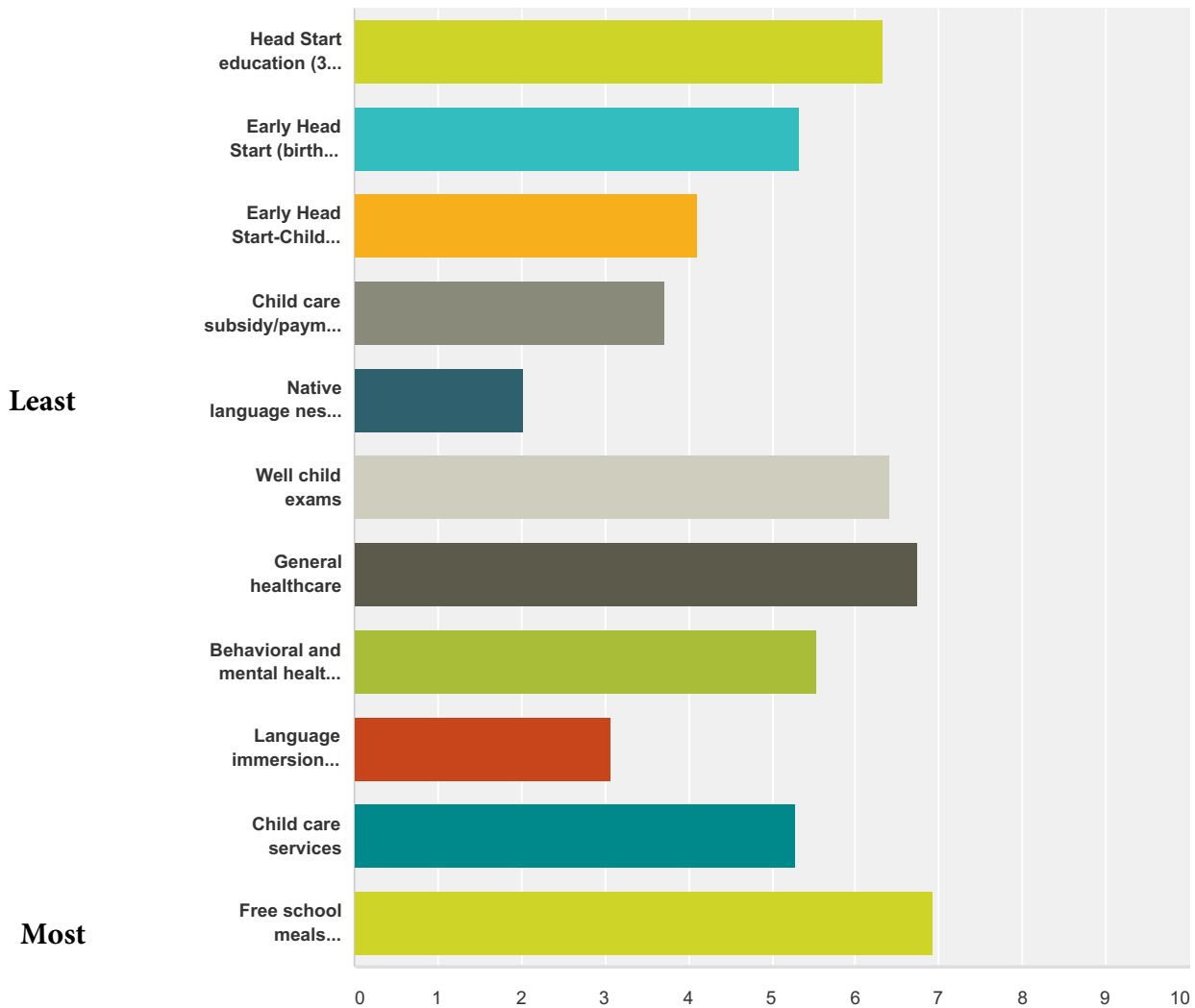
I left number 11 blank cause I do not know the answer.

Number 10 needs a "don't know" box. Actually, this whole section needs that!

For #11, I don't really know.

Q15 How knowledgeable are you of the following resources in your community?

Answered: 62 Skipped: 18



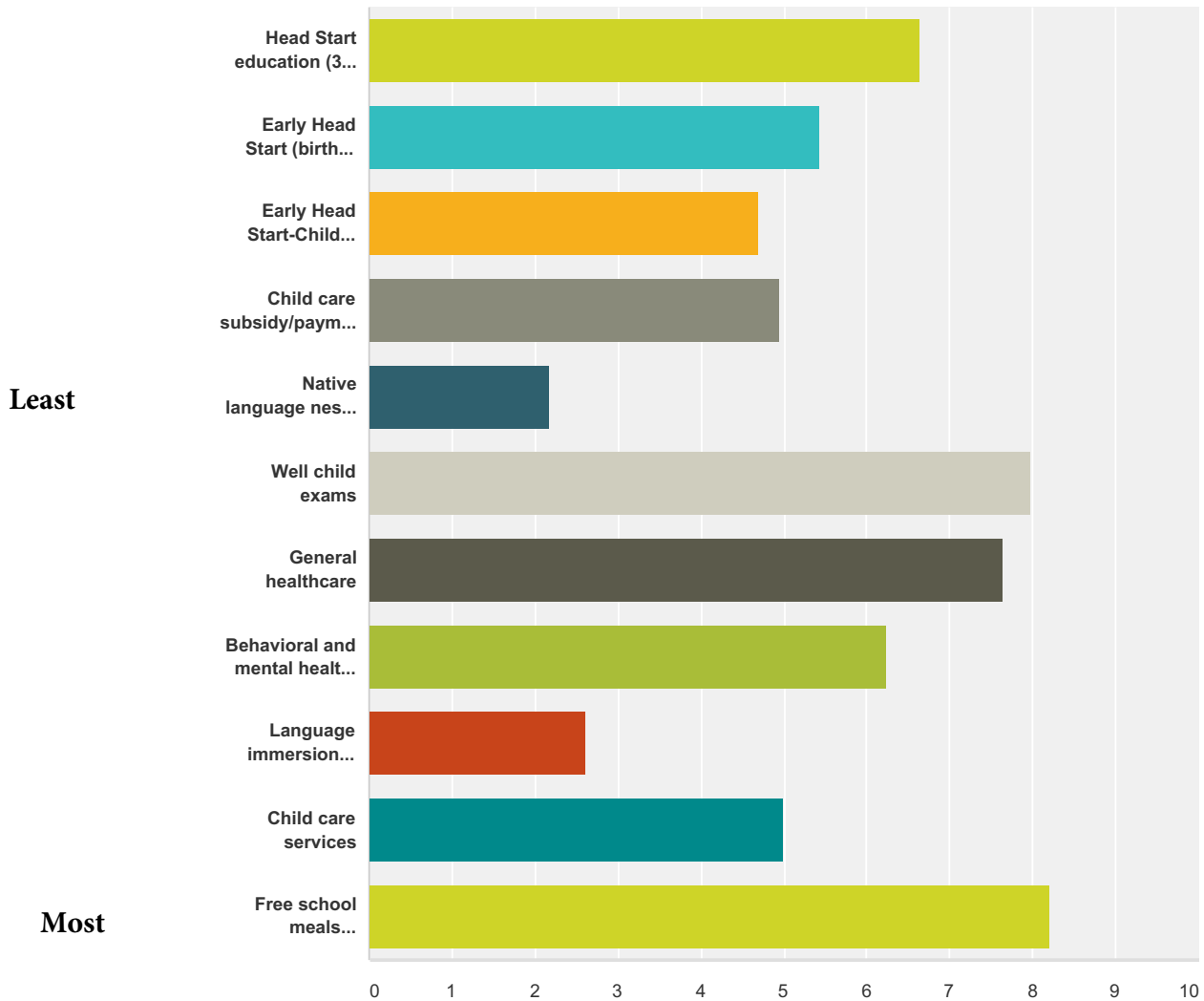
	Not knowledgeable	N/A	Generally knowledgeable	Very knowledgeable	Total	Weighted Average
Head Start education (3-5 years)	11.29% 7	0.00% 0	53.23% 33	35.48% 22	62	6.32
Early Head Start (birth to 3 years)	23.33% 14	3.33% 2	48.33% 29	25.00% 15	60	5.33
Early Head Start-Child Care Partnership	43.55% 27	3.23% 2	35.48% 22	17.74% 11	62	4.12
Child care subsidy/payment program	45.90% 28	1.64% 1	40.98% 25	11.48% 7	61	3.72
Native language nests (birth to 7 years)	79.03% 49	1.61% 1	14.52% 9	4.84% 3	62	2.03
Well child exams	13.33% 8	1.67% 1	46.67% 28	38.33% 23	60	6.41

Community & Tribal Organization Survey

General healthcare	8.20% 5	1.64% 1	49.18% 30	40.98% 25	61	6.75
Behavioral and mental health care	13.11% 8	0.00% 0	65.57% 40	21.31% 13	61	5.54
Language immersion education (Pre-K-1)	58.06% 36	4.84% 3	27.42% 17	9.68% 6	62	3.07
Child care services	20.00% 12	1.67% 1	56.67% 34	21.67% 13	60	5.29
Most Free school meals (breakfast & lunch)	13.33% 8	6.67% 4	33.33% 20	46.67% 28	60	6.93

Q16 In your opinion, how accessible & available are the following resources in your community?

Answered: 61 Skipped: 19



	Not accessible & available	N/A	Generally accessible & available	Very accessible & available	Total	Weighted Average
Head Start education (3-5 years)	8.33% 5	3.33% 2	50.00% 30	38.33% 23	60	6.64
Early Head Start (birth to 3 years)	11.86% 7	11.86% 7	59.32% 35	16.95% 10	59	5.42
Early Head Start-Child Care Partnership	23.73% 14	13.56% 8	49.15% 29	13.56% 8	59	4.69
Child care subsidy/payment program	20.00% 12	20.00% 12	45.00% 27	15.00% 9	60	4.94
Native language nests (birth to 7 years)	61.67% 37	18.33% 11	16.67% 10	3.33% 2	60	2.18

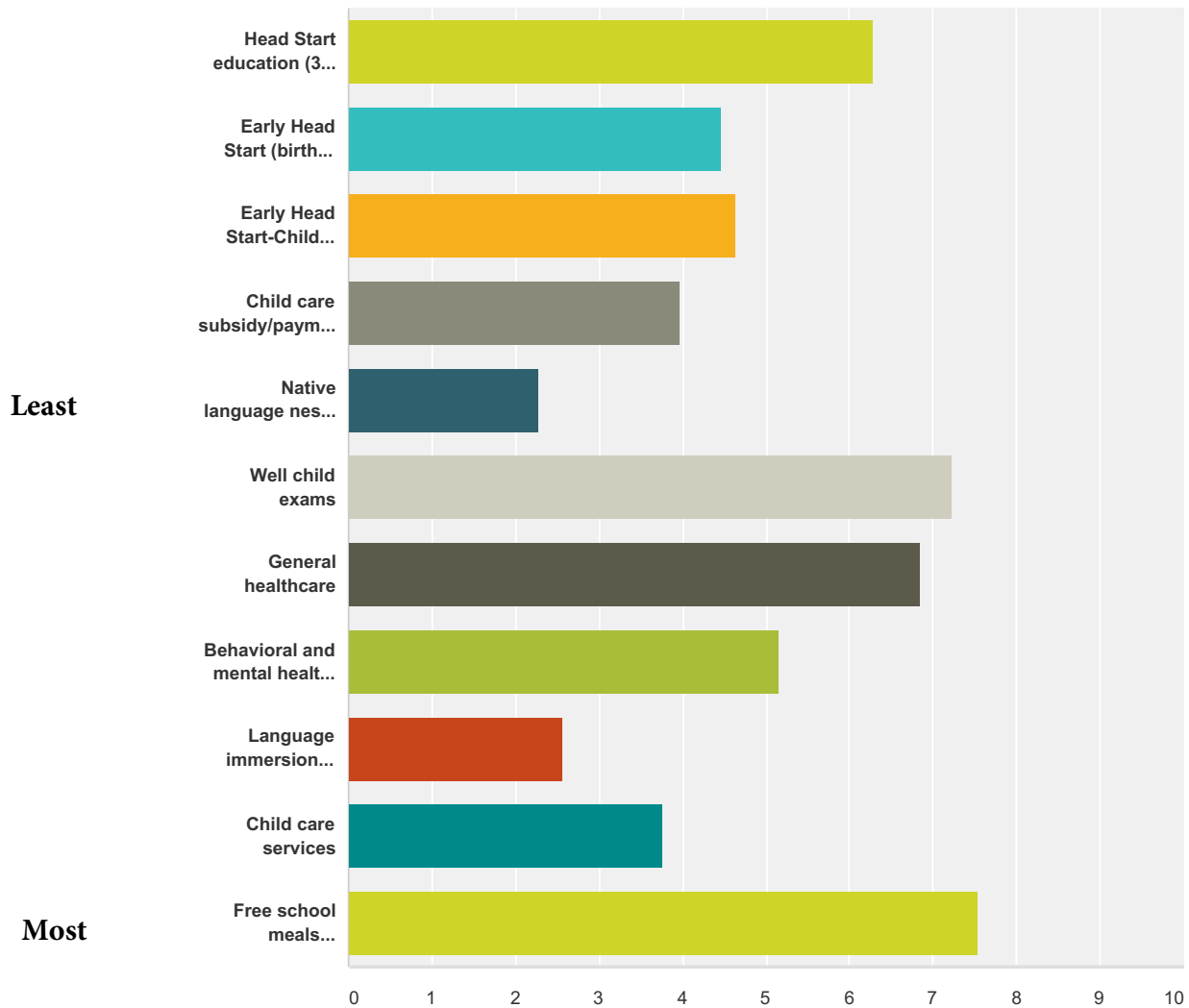
Community & Tribal Organization Survey

Well child exams	4.92% 3	4.92% 3	29.51% 18	60.66% 37	61	7.98
General healthcare	6.56% 4	1.64% 1	34.43% 21	57.38% 35	61	7.65
Behavioral and mental health care	13.11% 8	3.28% 2	49.18% 30	34.43% 21	61	6.24
Language immersion education (Pre-K-1)	59.02% 36	14.75% 9	19.67% 12	6.56% 4	61	2.62
Child care services	22.95% 14	8.20% 5	50.82% 31	18.03% 11	61	4.98
Free school meals (breakfast & lunch)	5.00% 3	5.00% 3	25.00% 15	65.00% 39	60	8.21

Most

Q17 In your opinion, how adequate are the following resources in your community?

Answered: 61 Skipped: 19



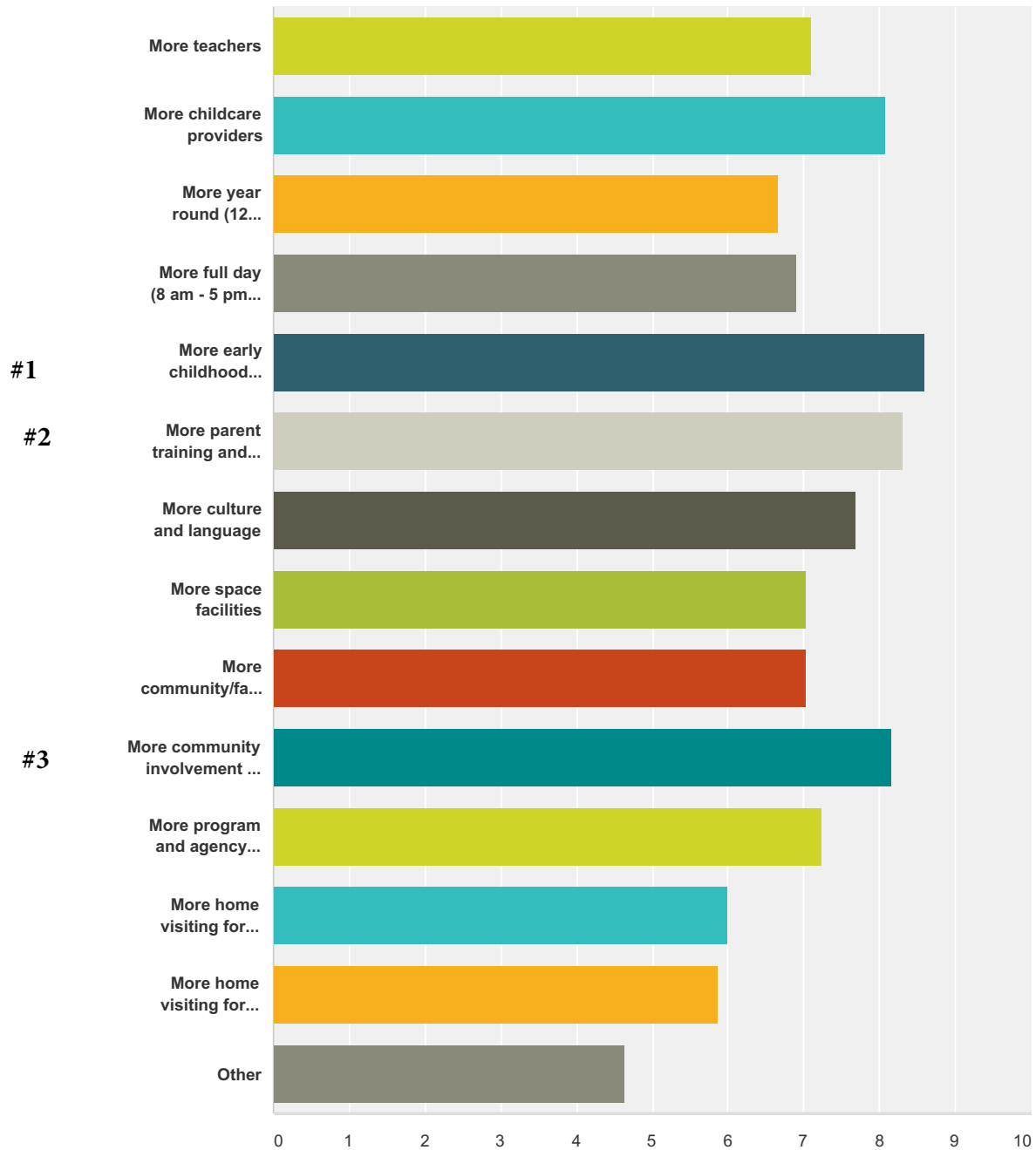
	Not adequate or enough	N/A	Generally adequate or enough	Very adequate or enough	Total	Weighted Average
Head Start education (3-5 years)	16.39% 10	4.92% 3	40.98% 25	37.70% 23	61	6.29
Early Head Start (birth to 3 years)	27.87% 17	14.75% 9	44.26% 27	13.11% 8	61	4.46
Early Head Start-Child Care Partnership	27.87% 17	21.31% 13	34.43% 21	16.39% 10	61	4.63
Child care subsidy/payment program	37.70% 23	18.03% 11	31.15% 19	13.11% 8	61	3.96
Native language nests (birth to 7 years)	61.67% 37	21.67% 13	10.00% 6	6.67% 4	60	2.28
Well child exams	3.28% 2	6.56% 4	45.90% 28	44.26% 27	61	7.23

Community & Tribal Organization Survey

General healthcare	9.84% 6	1.64% 1	44.26% 27	44.26% 27	61	6.85
Behavioral and mental health care	31.67% 19	1.67% 1	38.33% 23	28.33% 17	60	5.15
Language immersion education (Pre-K-1)	62.30% 38	18.03% 11	9.84% 6	9.84% 6	61	2.56
Child care services	41.67% 25	6.67% 4	41.67% 25	10.00% 6	60	3.75
Most Free school meals (breakfast & lunch)	6.56% 4	6.56% 4	34.43% 21	52.46% 32	61	7.53

Q18 What resources are most needed in your community for early childhood education?

Answered: 61 Skipped: 19



	Not needed	(no label)	(no label)	(no label)	Ok	(no label)	(no label)	(no label)	(no label)	Most needed	Total	Weighted Average
More teachers	1.67% 1	1.67% 1	5.00% 3	0.00% 0	28.33% 17	8.33% 5	5.00% 3	13.33% 8	10.00% 6	26.67% 16	60	7.10
More childcare providers	1.64% 1	1.64% 1	3.28% 2	1.64% 1	9.84% 6	6.56% 4	9.84% 6	8.20% 5	11.48% 7	45.90% 28	61	8.07

Community & Tribal Organization Survey

#1	More year round (12 months) Head Start & Early Head Start services	9.84% 6	0.00% 0	4.92% 3	8.20% 5	11.48% 7	9.84% 6	9.84% 6	11.48% 7	13.11% 8	21.31% 13	61	6.66
	More full day (8 am - 5 pm) Head Start & Early services	4.92% 3	0.00% 0	4.92% 3	1.64% 1	27.87% 17	8.20% 5	3.28% 2	13.11% 8	11.48% 7	24.59% 15	61	6.92
	More early childhood funding	0.00% 0	0.00% 0	0.00% 0	0.00% 0	8.20% 5	4.92% 3	14.75% 9	13.11% 8	8.20% 5	50.82% 31	61	8.61
	More parent training and support	0.00% 0	0.00% 0	0.00% 0	0.00% 0	14.75% 9	6.56% 4	9.84% 6	14.75% 9	11.48% 7	42.62% 26	61	8.30
	More culture and language	1.64% 1	1.64% 1	4.92% 3	0.00% 0	14.75% 9	11.48% 7	8.20% 5	8.20% 5	8.20% 5	40.98% 25	61	7.69
	More space facilities	5.00% 3	1.67% 1	3.33% 2	1.67% 1	21.67% 13	3.33% 2	15.00% 9	16.67% 10	5.00% 3	26.67% 16	60	7.03
	More community/family activities	0.00% 0	0.00% 0	1.67% 1	5.00% 3	26.67% 16	10.00% 6	10.00% 6	23.33% 14	5.00% 3	18.33% 11	60	7.03
	More community involvement in education	0.00% 0	0.00% 0	1.67% 1	3.33% 2	10.00% 6	6.67% 4	5.00% 3	26.67% 16	6.67% 4	40.00% 24	60	8.17
	More program and agency coordination	0.00% 0	0.00% 0	3.33% 2	1.67% 1	25.00% 15	11.67% 7	11.67% 7	15.00% 9	5.00% 3	26.67% 16	60	7.25
	More home visiting for birth to 3 years	5.00% 3	1.67% 1	5.00% 3	6.67% 4	38.33% 23	3.33% 2	11.67% 7	10.00% 6	6.67% 4	11.67% 7	60	6.00
#2	More home visiting for 4-5 years	5.00% 3	1.67% 1	8.33% 5	6.67% 4	35.00% 21	1.67% 1	15.00% 9	11.67% 7	6.67% 4	8.33% 5	60	5.87
	Other	25.00% 2	0.00% 0	0.00% 0	12.50% 1	37.50% 3	12.50% 1	0.00% 0	0.00% 0	0.00% 0	12.50% 1	8	4.63
#3													

Q19 Do you have any comments about any of your answers to the questions in this section?

Answered: 13 Skipped: 67

Seems like billing for Head Start & Early Head Start Wrap Around/Child Care partnership services needs improvement. One person is in charge of billing and there a lot of mistakes and discrepancies from what is billed and when they are closed (Christmas & Spring Break). Some families are being charged and some are not; so it doesn't seem fair to all families.

Most needed areas!

My understanding is that there is space at the EHS center, but only for under income families. I know many over income families who would like to participate in EHS.

Head Start could use more classroom space and continue to have ECE Certified Teacher leaders in all classrooms.

Head start program seems to always have a long waiting list for children to go into the program.

We badly need regional residential long-term alcohol treatment place.

Child neglect and abuse and spouse abuse is usually or almost always related to alcohol abuse.

Single parents, or parents with alcoholism in house, trying to work and raise kids can't have the time to give much to community/school involvement even if they do care.

Immersion language school should not wait on public school (Much talk, no action) but begin at Headstart-- hire staff with language ability and offer training in immersion. Just begin, good to get funding from NSEDC and other groups, but make a start.

Better/more housing is needed in Nome. Families are too crowded, doubling up or can't get family housing at all.

Mental and behavioral health care is available, however very hard to find (don't market their resources adequately) and very hard to secure an appointment or receive resources (very booked and understaffed). It should never take 2 months to meet with a psychologist or counselor when you have an immediate health related illness... but it does. The process is not easy.

There is always a waiting list for Early/Head Start/Child care. Great service they provide.

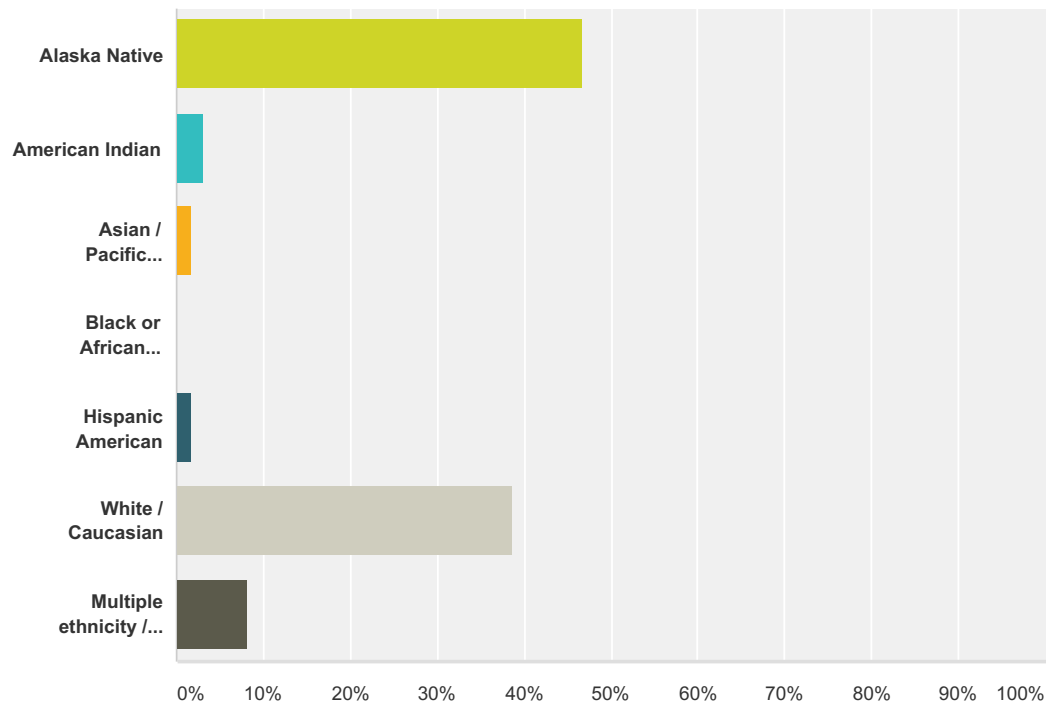
Dr. Matt Hirschfield, pediatrician has good data regarding adverse childhood experiences in Alaska and the important role of early childhood education and programs.

I dont think we need more parent training, we need parents to go to the ones offered.

Kids who attend headstart comes into the school system with more knowledge.

Q20 Which race/ethnicity best describes you? (Please choose only one.)

Answered: 62 Skipped: 18



Answer Choices	Responses	
Alaska Native	46.77%	29
American Indian	3.23%	2
Asian / Pacific Islander	1.61%	1
Black or African American	0.00%	0
Hispanic American	1.61%	1
White / Caucasian	38.71%	24
* Multiple ethnicity / Other (please specify)	8.06%	5
Total		62

* Other/multiple ethnicity responses: White/Native American, Hispanic and Caucasian, Native, White/Native American/Alaska Native in household, and Combined White/Other.

Q21 Do you have any other comments, questions, or concerns?

Answered: 10 Skipped: 70

Thank you to the St. Michael Head start teachers. You do an awesome job.

We need more activities with children under the age of 3 and also a place for them to have it.

Interesting to see being worked into for our future children and grandchildren.

Nome EHS is doing a great job. We are lucky to have this program & facility in Nome.

Our PREK program in Nome has shown for six years that it is successful but needs financial support to continue to send school ready children to kindergarten.

I think Deb T. does a great job managing the Head Start grants she has. The Nome staff (whom I'm most familiar with) has great teachers that are very good with all their kids. I just wish Head Start could figure out a schedule where they weren't closed for one day a month - really puts parents with multiple children (and foster parents especially) in a bind when there's not adequate secondary care available.

Headstart is a vital program here. Even more if state cuts its support to pre-school. Headstart needs reach all eligible families.

We are now hearing of the pre-k teacher asking for parents to volunteer their time in the class room during school hours to help with the children, because there are too many in the classroom.

Continue to keep headstart open!

Contact Information

DEB TROWBRIDGE
HEAD START/EARLY HEAD
START DIRECTOR



Tel (907) 443-9050
hs.pd@kawerak.org

JESSICA FARLEY
CHILDCARE DIRECTOR



Tel (907) 443-9073
childcare.dir@kawerak.org

Organization Information

Kawerak, Inc.
PO Box 948
Nome, AK 99762
Tel (907) 443-5231
www.kawerak.org



Community Assessment Consultant & Report Prepared by

Ukallaysaaq Tom Okleasik, Principal Consultant
Northwest Planning & Grants Development/ Nome, AK
www.nwplanning.net

