

Kawerak, Inc.

# Head Start, Early Head Start, & Early Head Start Child-Care Partnership



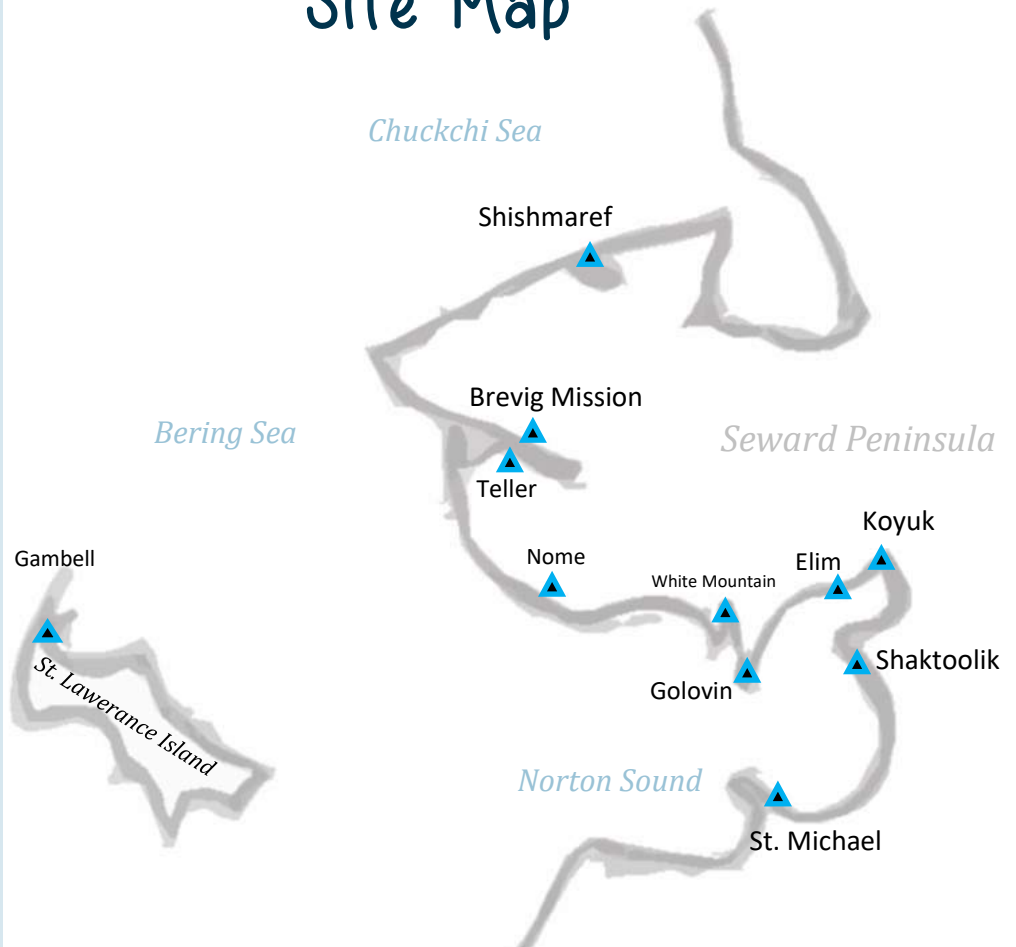
2018 –2019  
Annual Report



## Table of Contents:

Letter from Director .....	3
Average Monthly Enrollment.....	4
Head Start Demographics.....	5
Early Head Start Demographics.....	6
Early Head Start Child Care Partnership Demographics.....	7
School Readiness for Kindergarten and Creative Curriculum ® .....	8
Culture in the Classroom.....	9
Health and Educational Screenings.....	10
Family Support and Parent Involvement.....	11
Policy Council.....	12
Meet the Content Team.....	13
Staff and Honorable Mention & Credentials .....	14
Financial Summary:	
Nome Renovation.....	16
Head Start/Early Head Start Financial Summary .....	17
Head Start/Early Head Start Budget Expenditures.....	17
Early Head Start/Child Care Partnership Financial Summary .....	18
Early Head Start/Child Care Partnership Budget Expenditures.....	18
Child & Adult Food Care Program Meal Claims.....	19
Office of Head Start Monitoring, CLASS, and Focus Area Review Results.....	19
Audit Results.....	19

## Site Map



## Head Start Mission Statement

To open doors of opportunity for children by providing comprehensive quality family-centered services to eligible Head Start families.

## Quality Policy

Through teamwork and dedication to our families and community partners, we are committed to ensuring that the experiences children receive meet their social competencies and families are empowered as the primary nurturers of their children.

## Head Start Center Locations:

Brevig Mission, Elim, Golovin, Gambell, Koyuk, Nome, Shaktoolik, Shishmaref, St. Michael, Teller, and White Mountain.

# Letter From the Director

Dear Readers,

Thank you for your interest in our Kawerak Head Start/Early Head Start/Child Care Partnership programs. Kawerak is a tribal non-profit organization that has been providing Head Start services to families in the Bering Strait Region since 1979, Early Head Start services since 2010, and Early Head Start/Child Care Partnership services since 2015. Our mission is to open doors of opportunity for children by providing comprehensive quality family-centered services to eligible Head Start/Early Head Start and Early Head Start/Child Care Partnership families. Through teamwork and dedication to our families and community partners, we are committed to ensuring that the experiences children receive meet their social competencies and families are empowered as the primary nurturers of their children. This annual report is intended to publicly share facts about our program. Following are some highlights from the 2018-19 school year:



- ◆ Employees received a 2.5% and a 1.6% COLA increase.
- ◆ When it looked like state funds were going to be cut, the Kawerak Board approved to make Kawerak funds available for 6 months to keep our program going. Fortunately, state funds were restored and Kawerak funds were not needed.
- ◆ We were awarded two \$20,000 NSEDC Growing Our Own Teachers grants to support our staff with earning their Childhood Development Associate (CDA) credential and completing Early Childhood Education (ECE) courses as they work toward their ECE AAS degree.
- ◆ The Shishmaref birth – 3 Language Immersion/Child Care program transitioned under the oversight of Head Start staff.
- ◆ We were awarded Office of Head Start supplemental funds to operate the Shishmaref Language Immersion program as a Language Immersion Early Head Start, to operate one Shishmaref Head Start classroom 6.5 hours a day instead of 4, and to build a new Shishmaref Head Start/Early Head Start facility.
- ◆ The McDowell Group completed a Community Needs Assessment in Kawerak's service area. The final report can be found on Kawerak's website at [www.kawerak.org](http://www.kawerak.org).
- ◆ We partnered with Bering Straits School District who provided 10 certified teachers in our Head Start classrooms.
- ◆ Our Nome programs and offices temporarily located to an alternate location while an addition and renovations occurred. We moved back to our updated facility in June of 2019.
- ◆ We continue to explore and provide opportunities to increase Alaska Native language and culture in our classrooms.

We look forward to continuing to support children and families in our region. I hope you enjoy learning more about us as you read this report.

Sincerely,

A handwritten signature in cursive script, reading "Deborah L. Trowbridge".

Deborah L. Trowbridge  
Head Start Director



# Average Monthly Enrollment

Kawerak Head Start Programs are committed to maintaining full enrollment as well as ensuring that children and families enrolled in all program options are receiving the full benefit of our services. Our priority is to maintain full enrollment and accomplish this goal by maintaining an up-to-date waitlist.



<i>Head Start</i>	
Month	%
August	84%
September	98%
October	100%
November	100%
December	100%
January	99%
February	99%
March	99%
April	98%
May	98%

<i>Child Care Partnership</i>	
Month	%
August	60%
September	75%
October	105%
November	100%
December	100%
January	93%
February	98%
March	93%
April	100%
May	95%
June	75%
July	78%

<i>Early Head Start</i>	
Month	%
August	54%
September	38%
October	62%
November	62%
December	62%
January	54%
February	62%
March	50%
April	50%
May	54%
June	38%
July	38%

*\*Low due to staff vacancies*

# Head Start Demographics

*Brevig Mission • Elim • Gambell • Golovin • Koyuk • Nome • Shaktoolik • Shishmaref • St. Michael  
Teller • White Mountain*

**Kawerak's Head Start** is a pre-school program that promotes school readiness by offering educational, nutritional, health, social, and other services to three and four year old children and their families in the Bering Strait Region. Strong parental involvement is a primary component of Head Start's well-rounded program. Kawerak Head Start was started in 1979 and continues to grow and support families in our region.

**Kawerak Head Start Funded Enrollment:** 172

**Kawerak Head Start Actual Enrollment:** 190

Head Start Demographics		
Cumulative Enrollment	Number	%
2 Year Old	0	0
3 Year Old	90	47%
4 Year Old	100	53%
Total Participants:	190	
Income Eligibility		
Income Eligible	108	57%
Public Assistance	6	3%
Foster Child	4	2%
Homeless	10	6%
Over Income	62	32%
Race		
Alaska Indian or Alaska Native	179	94%
White	7	4%
Biracial/Multi-racial	4	2%
Primary Language at Home		
English	182	96%
Native North American/ Alaskan	8	4%
Transportation		
Number of children for whom transportation is provided	21	11%
Family:		
Two Parent Families:	116	65%
One Parent Families:	63	35%
Total Number of Families:	179	
Father Involvement:	Number:	
Family Assessment	59	
Family Goal Setting	65	
Policy Council/Parent Committee	38	
Parent Education Workshops	26	
Involvement in child's Head Start child development experiences (home visits, parent-teacher conferences, etc.)	68	



# Early Head Start Demographics

*Elim Early Head Start • Nome Home Base*

Kawerak's Early Head Start started in 2010, and is a prenatal, birth to three year old program that also promotes school readiness by offering educational, nutritional, health, social, and other services with strong emphasis on parent involvement. We have one Early Head Start Center located in Elim and two Home Based options located in Nome.

**Kawerak Early Head Start Funded Enrollment: 26**

**Kawerak Head Start Actual Enrollment: 18**

(Lower enrollment numbers due to staff vacancies)



## Early Head Start Demographics

Cumulative Enrollment	Number	%
Under 1 Year	4	22%
1 Year Old	9	50%
2 Year Old	5	28%
Pregnant Women	0	0
Total Participants:	18	
Income Eligibility		
Income Eligible	5	28%
Public Assistance	0	0%
Foster Child	0	0%
Homeless	1	5%
Over Income	12	67%
Race		
Alaska Indian or Alaska Native	15	83%
White	3	17%
Primary Language at Home		
English	18	100%

Family:	Number:	%
Two Parent Families:	14	82%
One Parent Families:	3	18%
Total Number of Families:	17	

Father Involvement:	Number:
Family Assessment	1
Family Goal Setting	1
Policy Council/Parent Committee	1
Parent Education Workshops	1
Involvement in child's Head Start child development experience (home visits, parent-teacher conferences, etc.)	2





# Early Head Start—Child Care Partnership Demographics

*UUVIILAT Play and Learn Center • Shishmaref Home Base • Brevig Mission Early Head Start*

The program started in 2015, and is continuing to grow and help provide services to children and support families in the Bering Strait Region. It is a full day program that supports the needs of working families, while providing high quality, comprehensive center-based care to young children in Nome and Brevig Mission, along with a Home Based option in Shishmaref. Age range for the program is birth to three years old.

Kawerak Head Start Funded Enrollment: 40

Kawerak Head Start Actual Enrollment: 47



Early Head Start Child Care Partnership Demographics		
Cumulative Enrollment	Number	%
Under 1 Year	8	17%
1 Year Old	22	47%
2 Year Old	16	34%
3 Year Old	1	2%
Total Number of Children:	47	
Income Eligibility		
Income Eligible	13	28%
Public Assistance	0	0%
Foster Child	10	21%
Homeless	2	4%
Over Income	22	47%
Race		
Alaska Indian or Alaska Native	45	96%
Bi-racial/Multi-racial	1	2%
White	1	2%
Primary Language at Home		
English	47	100%
Child Care Subsidy		
Number of children who receive Child Care Subsidy	30	64%
Not receiving Child Care Subsidy	17	36%
Family:	Number	%
Two Parent Families	24	56%
One Parent Families	19	44%
Total Number of Families	43	
Father Involvement:	Number:	
Family Assessment	8	
Family Goal Setting	9	
Policy Council/Parent Committee	8	
Parent Education Workshops	4	
Involvement in child's Head Start child development experience (home visits, parent-teacher conferences, etc.)	12	



# School Readiness for Kindergarten



## Kawerak Head Start Programs use *The Creative Curriculum*.

Creative Curriculum provides studies that each classroom participates in during the year. Children spend 3-4 weeks discovering new experiences that allow critical thinking and creativity.



Percentage of children who met educational objectives for their age throughout the school year	3 year Olds	4 Year Olds
Attends & Engages	98.36%	81.82%
Uses classification skills	98.36%	93.94%
Thinks symbolically	98.36%	96.97%
Notifies and discriminates rhyme	91.8%	63.64%
Identifies & names letters	83.61%	96.97%
Writes Name	83.61%	63.64%
Follows limits and expectations	100%	84.85%
Counts	88.52%	36.36%
Measures objects	90.16%	81.82%
Demonstrates gross motor manipulative skills	95.08%	69.7%
Uses fingers and hands	95.08%	72.73%
Uses writing and drawing tools	100%	66.67%
Comprehends language	91.8%	84.85%
Uses an expanding expressive vocabulary	90.16%	66.67%
Balances needs and rights of self and others	100%	100%



# Culture in the Classroom

Through dance, educational resources, arts & crafts, and speaking in cultural dialects, teaching teams have been implementing culture into lesson plans or daily activities. Inupiaq phrases have been sent to all sites and also “Words of the Week” phrases. Students are encouraged to say the Quyanna prayer before eating meals. Children learn to speak colors, numbers, animals, weather words, and clothing in their cultural language.



*Thank you to Nome St. Lawrence Island Dance Group for teaching children a traditional dance song.*



*Salmonberry Teacher/Student activity when the walrus came close to Nome. Teaching teams adapt cultural lessons to events or seasons.*

*Elim Students made traditional head dress regalia and traditional danced.*



*Teller Head Start students participated in traditional dance in and outside the classroom.*

# Health and Educational Screenings



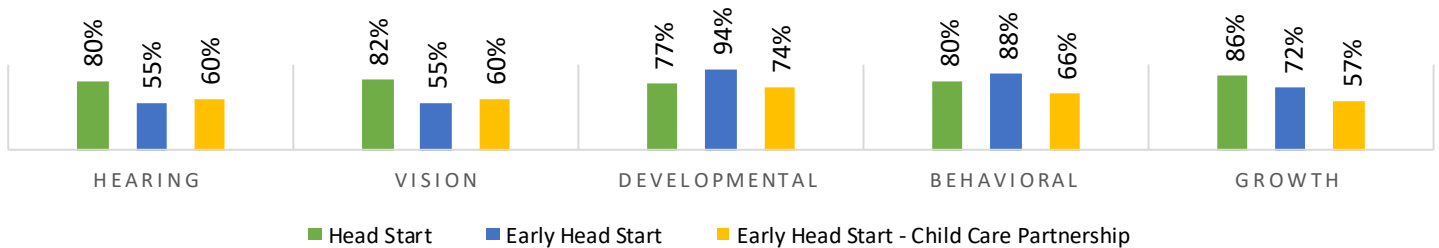
After a child is enrolled, staff encourage and support families to complete and collect immunization records, well child exams, and dental exams. Staff also complete vision, hearing, development and social emotional screenings to identify potential delays. When a potential delay is identified, staff will work with families through the referral process for obtaining services through Norton Sound Health Corporation, school districts, and any other partnering agency.

Head Start Enrollment: 190

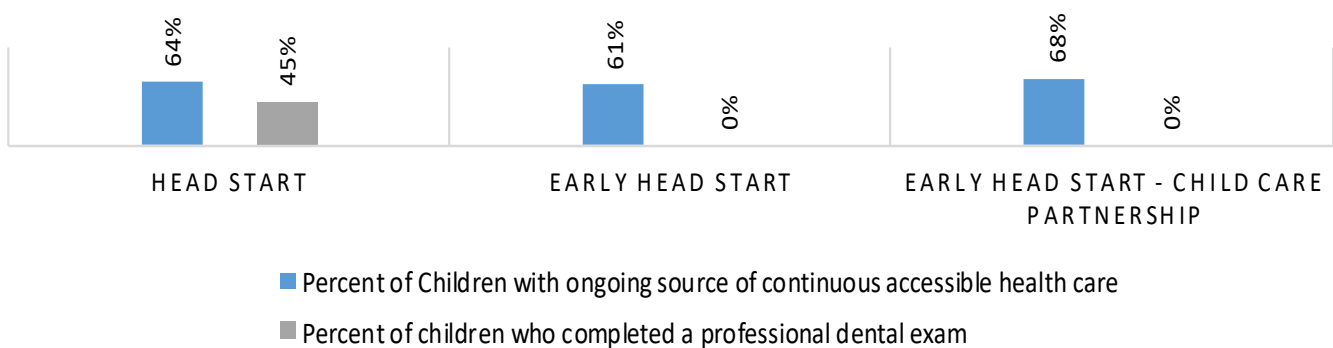
Early Head Start Enrollment: 18

Early Head Start—Child Care Partnership Enrollment: 47

## 30/45/90 DAY SCREENINGS



## HEALTH SERVICES FOR HEAD START PROGRAMS AT END OF ENROLLMENT





# Family Support & Parent Involvement



One way which Head Start provides comprehensive services is by providing family support and parent education. The Family Service team consists of four Family Advocates who partner with teaching staff and whom assist families in assessing their goals, develop programs, and activities to meet those needs/goals using local resources when available.



## *Types of Support offered to Families*

- ◆ Emergency/Crisis Intervention support such as addressing immediate needs for food, clothing, or shelter.
- ◆ Housing Assistance such as subsidies, utilities, repairs etc.
- ◆ Mental health services support
- ◆ English as Second Language (ESL)
- ◆ Adult education such as GED programs and college selection
- ◆ Job training
- ◆ Substance abuse treatment
- ◆ Child Abuse and neglect services
- ◆ Domestic violence services support
- ◆ Child Support Assistance
- ◆ Health education support
- ◆ Assistance to families of incarcerated individuals support
- ◆ Parenting education
- ◆ Relationship/marriage education
- ◆ Asset building services

## *Types of Parent Involvement*

- ◆ Parent Meetings
- ◆ Parent Policy Council
- ◆ Parent Trainings/Presentations
- ◆ Volunteering in the Classroom
- ◆ Year End Celebrations
- ◆ Family Socials
- ◆ Luncheon with children
- ◆ Children Activity Packets
- ◆ Father Involvement Activities





# 2018 Policy Council

## *Parent Involvement*

The Kawerak Head Start Policy Council consists primarily of parent representatives elected by their local communities at the beginning of the school year. The Policy Council is active in making decisions about program goals, plans, program staff, and updating our program Policies & Procedures. These parents dedicate their time and provide guidance to help improve our programs. Quyanna Policy Council!

### *Policy Council Representatives:*

Brevig Mission Head Start:

*Elsie Olanna*

Brevig Mission Early Head Start:

*Bessie Ozenna*

Elim Head Start:

*Judith Daniels*

Elim Community Representative:

*Leigh Takak*

Golovin Head Start:

*Willow Olson*

Golovin Head Start:

*Donna Katchatag*

Golovin Community Representative:

*Kirstie Ione*

Koyuk Head Start:

*Tracy Kimoktoak*

Shaktoolik Head Start:

*Levi Cross*

Shishmaref Head Start:

*Amber Fernandez*

Shishmaref Home Base:

*Holly Nayokpuk*

Shishmaref Community Representative:

*Stanley Tocktoo*

White Mountain Head Start:

*Ruth Prentice*

White Mountain Community Representative:

*Kendalyn Shoogukwruk*

Nome Child Care Partnership:

*Stephanie Sherman*

Nome Home Base:

*Briana Piscoya*



*Pictured left to right Willow Olson, Rebecca Callahan, House Representative Neal Foster, and Kendalyn Shoogukwruk at the State Capitol Building in Juneau Alaska.*

### *Policy Council heads to State Capitol*

Policy Council Members Willow Olson (Golovin) and Kendalyn Shoogukwruk (White Mountain) traveled to Juneau with Kawerak's Child Development Service Manager Rebecca Callahan. They all had the opportunity to share the importance of Early Childhood Education after Governor Dunleavy's plan to cut it out of the State Budget. Quyanna Willow, Kendalyn, and Rebecca for advocating the importance of our programs!

### *Governor Dunleavy Restores Head Start Funding!*

On August 13, 2019 Governor Dunleavy announced he was going to sign the bill that kept Head Start funds in his operating budget! Quyanna to all the families, Kawerak staff, House Representative Neal Foster, Senator Donny Olson, and everyone else behind the scenes to fight for our Early Childhood Education Funding!

# Meet the Content Team!



**Deb Trowbridge**  
*Head Start Director*



**Rebecca Callahan**  
*Child Development  
Service Manager*



**Krystal Hensley**  
*Child Development  
Program Manager*



**Pauline Ahkvaluk**  
*Administrative Assistant*



**Brenda Henry**  
*Program Specialist  
for Family Advocates,  
Home Visitors, and Teller*



**Mary Long**  
*Program Specialist  
for St. Michael, Brevig Mission,  
and White Mountain*



**Ashley Crowe**  
*Program Specialist  
for Nome Head Start*



**Melly Kingeekuk**  
*Program Specialist  
for Child Care Partnership*



**Wilsa Sinnok**  
*Program Specialist  
for Shishmaref*



**Lola Hannon**  
*Program Specialist  
for Koyuk, Golovin, Shaktoolik, &  
Elim*



**Louise Huffman**  
*Family Advocate for White Mountain,  
Golovin, Elim, Koyuk, Shaktoolik, and  
St. Michael*



**Sherri Lewis**  
*Family Advocate  
for Nome*



**Gussie Olanna**  
*Family Advocate for  
Brevig Mission, Shishmaref, Teller,  
and Gambell*



**Brenda Adams**  
*ERSEA Specialist*



**Katie Miller**  
*Data Specialist*



**Kelsey Galleher**  
*Health & Nutrition  
Specialist*



**Aubrey Cooper**  
*Education & Disabilities  
Specialist*



**Marie Trigg**  
*Cultural & Language  
Specialist*



# Staff Information & Honorable Staff Mention

**Director: 1**

**Managers: 2**

**Head Start Core Staff: 18**

**Head Start Teaching Staff: 27**

**Early Head Start Teaching Staff : 5**

**Early Head Start Child Care Partnership  
Teaching Staff: 11**

**Innusiq Illasavig Teaching Staff: 2**

**BSSD or NPS Partnership Staff: 10**

**Total Staff : 76**



*Charles Punguk won the  
Matthew Iya Award!*



*Ashley Crowe won the  
Employee of the Year  
Award!*



*Mary Long was the  
Employee of the Month  
For May!*



*Michelle Saccheus was the  
Employee of the Month  
For April!*

## Staff Training Highlight:

### Family Developmental Credential

The Family Development Credential Program is an inter-agency professional development course and credentialing program through the University of Connecticut. The program is for frontline family workers to learn and practice skills of strengths-based family support which will strengthen our family services in our program. The program consists of 90 course hours (approximately 80 hours of class time and 10 hours for portfolio development) extended over three face-to-face classes in Anchorage through RurAL CAP and seven one-hour teleconferences in between.

This 18-19 school year, we were able to have six of our Kawerak Headstart/ Early Head Start staff attend the program. Those participants were Wilsa Sinnok, Mamie Iyatunguk, Sharon Nayokpuk, Nora Iyatunguk, Gussie Olanna, and Brenda Henry.



*Family Developmental Credential Awardees left to right:  
Mamie Iyatunguk, Nora Iyatunguk, and Wilsa Sinnok*

### Staff Teaching Credentials:

- 1 Head Start Director with a Master Degree in/or relating to Early Childhood Education.
- 2 Bering Strait School District / Nome Public School teachers with Master Degrees in/or relating to Early Childhood Education.
- 3 Bering Strait School District/ Nome Public School teachers with a Baccalaureate Degree in/ or relating to Early Childhood Education.
- 1 Head Start Core Staff with a Baccalaureate Degree in/or relating to Early Childhood Education.





*Cecelia and her father after accepting the "Beating the Odds" Award*

## Beating the Odds Award Cecelia Lockwood!

Cecelia Lockwood was nominated by her mother, Mary Long for the Alaska Head Start Beating the Odds Award. Cecelia has been involved with Head Start since her first daughter, Madison, attended 6 years ago. Her other children who have gone through the program are Trevor, Anastine, and Rosina. She is a single parent who has raised her children on her own with the help of her parents and other children's grandparents.

Cecelia's current child Rosina, who is in Head Start, lost her father to cancer August 1, 2016. This has been a great loss to her and her children.

Cecelia was employed before with Kawerak Head Start Program, but due to enrollment numbers dropping she had to be let go. She struggled to find jobs within the community, but landed a job at Bering Air Airlines as a weekend village agent that only paid her 3 days per week depending on passengers, cargo, or mail.

Cecelia is currently rehired back with Kawerak Head Start due to the number of children enrolled increasing, and enjoys working with our children again. Cecelia's current goal is to renew her CDA.

## Krystal Hensley receives her UCLA Head Start Management Certificate!

Child Care Development Manager Krystal Hensley earned a certificate from UCLA Head Start Management Fellows Program. It was a 12 day intensive program to help strengthen leadership skills.

Krystal developed a Management Improvement Plan (MIP) with the goal to create an environment that promotes cultural based education opportunities for staff, children, and families.



*Krystal Hensley earns UCLA Head Start Management Certificate*

- 13 Kawerak Head Start/Early Head Start staff with an Associate Degree in/or relating to Early Childhood Education.
- 6 Kawerak Head Start/ Early Head Start/ Early Head Start Child Care Partnership staff with a Child Development Associate Certificate.
- 3 Kawerak Head Start/Early Head Start staff who have a Family Development Credential.

# Financial Summary



The primary source of funding for both the Head Start/Early Head Start and Early Head Start/Child Care Partnership is provided by two separate federal grants from the Department of Health and Human Services, Administration for Children and Families, Office of Head Start.

Additional funds are provided by the State of Alaska Department of Education and Early Development (DEED) for Head Start/Early Head Start services.

The Department of Agriculture's Child and Adult Care Food Program (CACFP) is a reimbursement program that pays for portions of the nutrition program provided by Kawerak.

The Early Head Start/Child Care Partnership's other sources of revenue are made up of child care subsidy, parent co-payments, and Kawerak Child Care Development Fund (CCDF).

The financial reports below reflect the last closed grant period during 2019.

- The Head Start/Early Head Start FY18 federal grant period was 2/1/18 to 1/31/19.
- The Head Start/Early Head Start FY19 state grant period was 7/1/18 to 6/31/19.
- The Early Head Start/Child Care Partnership FY18 federal grant period was 9/1/18 to 8/31/19.

## Nome Renovation Summary

Nome Facility Renovation Budget	
Construction	\$3,787,222
Architecture & Engineering	\$295,729
Project Management	\$266,280
Relocation	\$180,000
Pre-Construction	\$100,139
Construction Insurance	\$18,000
Indirect	\$697,106
<b>Total Budget</b>	<b>\$4,647,370</b>

In addition to funds received from the Office of Head Start to complete our Nome HS/EHS/CCP addition and renovation to our existing facility, we received and spent \$261,055 which was generously awarded from the Rasmuson Foundation, and we received and spent \$210,000 which was generously given from Kawerak's Board of Directors from available Ramah funds.

# Head Start/ Early Head Start Financial Summary

Revenue	Budget	Actual	Next Year Budget
Federal FY18	3,153,193	4,004,073	3,243,595
State FY19	569,386	569,386	569,386
CACFP FY18	99,706	108,137	140,207
In-kind Donations FY18	741,791	882,195	810,899
<b>Total</b>	<b>4,564,076</b>	<b>5,563,791</b>	<b>4,764,087</b>

The federal FY18 grant was initially budgeted with \$3,153,193. During the budget period the amount increased as follows:

- \$772,041 – Carry Over from FY17 (program operations, duration funds, GAM/SMK handicap ramps)
- \$90,402 – 2.6% COLA

The state FY18 budget has remained consistent with the amount of \$568,386 during both the FY18 and FY19 years.

## Head Start/Early Head Start Budget Expenditures

	Budget FY18	Actual FY18	Budget FY19	Description
Personnel	1,921,331	2,007,057	2,043,717	Regular employee salaries plus on call employees
Fringe Benefits	595,216	592,279	606,439	FICA/ECS/Worker Compensation/ Pension/ Insurance
Travel	126,572	137,033	109,502	Site visits (monitoring/support/ maintenance) & trainings
Supplies	166,086	231,100	123,064	Program Supplies, food, food freight
Contractual	92,840	44,228	65,000	Bus services
Facilities/ Construction	0	473,574	0	OME duration renovation
Other	334,979	507,747	355,797	Rent, utilities, heating fuel, insurance, maintence, parent activities
Indirect	485,555	580,438	497,345	
<b>Total</b>	<b>3,722,579</b>	<b>4,573,459</b>	<b>3,800,864</b>	



# Early Head Start/Child Care Partnership Summary

Early Head Start/Child Care Partnership Revenue			
	Budget FY19	Actual FY19	Budget FY20
Federal	940,072	2,774,489	956,326
CACFP	25,000	24,574	76,000
Other	332,640	302,302	454,520
<b>Total</b>	<b>1,297,712</b>	<b>3,101,365</b>	<b>1,486,846</b>

The federal FY19 grant was initially budgeted with \$940,072 which included a 2.6% COLA. During the budget period the amount increased as follows:

- \$1,793,501—Carry over from FY18 to FY19 (ongoing Nome facility purchase and renovation not spent out due to length of time needed to completed the project)

Other sources of revenue are made up of child care subsidy, parent co-payments, and Kawerak Child Care funds.

## Early Head Start/Child Care Partnership Budget Expenditures

	Budget FY19	Actual FY19	Budget FY20	
Personnel	726,794	673,183	874,662	14 regular employee salaries plus on call employees
Fringe Benefits	218,038	131,340	244,905	FICA/ECS/Worker Compensation/Pension/Insurance
Travel	16,660	5,247	14,675	Trainings & site visits
Equipment	0	70	0	Upgraded server, copier and program equipment
Supplies	54,918	77,340	130,000	Program Supplies, food, food freight
Facilities/Construction	0	1,496,370	0	To purchase and renovate OME facility
Other	133,684	97,317	97,866	Rent, utilities, heating fuel, insurance, maintenance, parent activities
Indirect	122,618	293,622	124,739	
<b>Total</b>	<b>1,272,712</b>	<b>2,774,789</b>	<b>1,486,847</b>	

# Child & Adult Care Food Program (CACFP) Meal Claims

Our program practices the family style dining during meal times which encourages positive interactions and healthy meal habits.

Our Health/Nutrition Specialist oversees the Child and Adult Care Food Program (CACFP) and submits meal claims for reimbursement. CACFP reimbursement is based off of set meal rates, with the quantity of meals served reported monthly. Money received as reimbursement then goes towards the program's food and food freight costs.

## Head Start/Early Head Start/Child Care Partnership Meals Reimbursement August 2018-July 2019

Meals Claimed						
Month	Breakfast	Lunch	Snack	Total Amount Claimed	Food Amount	Amount Reimbursed
August '18	469	604	502	\$16,590.41	\$11,525.71	\$5,557.94
September '18	1449	1735	1176	\$5,500.30	\$3,082.08	\$15,641.13
October '18	1679	1933	1238	\$16,741.49	\$14,180.24	\$17,504.77
November '18	1298	1572	1118	\$9,889.67	\$8,476.62	\$14,206.68
December '18	862	1104	765	\$10,516.03	\$8,909.98	\$10,092.10
January '19	1146	1441	1149	\$16,805.81	\$13,154.71	\$13,080.76
February '19	916	1241	1050	\$10,762.11	\$8,925.37	\$11,151.14
March '19	1065	1435	1023	\$11,866.66	\$9,485.34	\$12,628.11
April '19	1393	1767	1409	\$15,191.94	\$12,598.03	\$16,004.93
May '19	766	1014	774	\$6,644.25	\$5,523.63	\$9,037.55
June '19	197	237	233	\$2,029.25	\$2,029.25	\$240.99
July '19	433	552	539	\$3,677.22	\$3,677.22	\$5,285.81
Totals				\$126,215.14	\$101,568.18	\$130,431.91
% of Total Claimed						103%
*The Amounts Claimed include food costs and food freight.						

## Audit Results for FY18-FY19 Year—No Findings!

Kawerak's latest financial audit reports were completed. There were no findings relating to the financial statements reported in accordance with the Government auditing standards. The consolidated Financial Statement and schedules along with the audit reports can be found on Kawerak's website or can be available upon request.

## Office of Head Start Monitoring Review, CLASS and Focus Area Review and Results:

The last review was conducted May 2018 and Kawerak Head Start Programs were found to have met the requirements of all applicable Head Start Program Performance Standards, laws, regulations, and policy requirements!

*Quyanna!  
Quyanna Caknek!  
Taikuu!  
Igamsiqanaghalek!  
Iliganamiik!  
Thank you!*



Kawerak, Inc.  
P.O. Box 948  
Nome, AK  
99762  
907.443.5231

